

The Electrochemical Generation of Ozone: A Review

Paul Andrew Christensen , Taner Yonar & Khalid Zakaria

To cite this article: Paul Andrew Christensen , Taner Yonar & Khalid Zakaria (2013) The Electrochemical Generation of Ozone: A Review, Ozone: Science & Engineering, 35:3, 149-167, DOI: [10.1080/01919512.2013.761564](https://doi.org/10.1080/01919512.2013.761564)

To link to this article: <https://doi.org/10.1080/01919512.2013.761564>



Published online: 23 Apr 2013.



Submit your article to this journal [↗](#)



Article views: 1291



View related articles [↗](#)



Citing articles: 22 View citing articles [↗](#)

The Electrochemical Generation of Ozone: A Review

Paul Andrew Christensen,¹ Taner Yonar,² and Khalid Zakaria³

¹School of Chemical Engineering and Advanced Materials, Bedson Building, Newcastle University, Newcastle upon Tyne, NE1 7RU, United Kingdom

²Engineering and Architecture Faculty, Uludağ Üniversitesi, 16059, Bursa, Turkey

³School of Civil Engineering and Geosciences, Bedson Building, Newcastle University, Newcastle upon Tyne, NE1 7RU, United Kingdom

This article reviews work on the electrochemical generation of ozone from the original studies by Schönbein in the early 1800s to the present day, and is intended for specialists and nonspecialists in the field of electrochemistry. The experimental techniques employed to study the mechanism of electrochemical ozone generation are described, as is the most commonly quoted mechanism and the experimental evidence for the mechanism is summarized and discussed. The types of electrochemical cells employed are described, and the effects of temperature, anode type and composition, current density and electrolyte composition and pH are discussed.

Keywords Ozone, Electrochemical Cell, Electrocatalysis, Zero-Gap, Polymer Electrolyte Membrane, Electrodes, Air-Breathing, Electrolyte

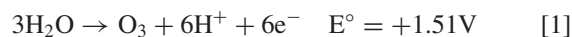
INTRODUCTION

Ozone was first identified as a distinct chemical compound by Schönbein in work that commenced with his observation that the electrolysis of water produced an odor at the anode identical to that from an electric arc (Schönbein 1838–1840). Schönbein's acquisition of a Grove cell, which was able to deliver a much higher current than his previous apparatus, led to his proposal that the odor was due to a distinct chemical (Schönbein 1840a), which he named "ozone" (Schönbein 1840b). There is a nice circularity in the acquisition of the Grove cell by Schönbein in the mid-19th century being so critical to the discovery of ozone and the use of air cathodes in electrochemical ozone cells in the 21st century (see, e.g., Wang et al. 2006). For an in-depth review of Schönbein's work see (Rubin 2001). The molecular formula of ozone was

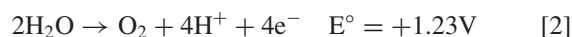
determined by Andrews and Tait (1860), only after which could the compound be determined quantitatively.

Ozone can be generated in the gas phase by discharging oxygen molecules as a result of passing a current through air or oxygen gas between two electrodes between which is a high voltage (electrical discharge), or via UV irradiation. However, ozone can also be generated in solution at a suitable anode, and this is referred to as electrochemical generation of ozone. The electrochemical generation of ozone has many advantages including: low voltage operation, the possibility of generating high concentrations of ozone in the gas and liquid phases with high current efficiency, no need for gas feeds of any description and robust and simple system design (Christensen et al. 2009). In recent years, attention has focused on the potential application of ozone in niche markets including white goods (Brockman et al. 2012) and as a replacement for surface cleaning chemicals (Simmonds et al. 2009).

The electrolysis of water is generally believed to produce ozone via a 6-electron process (Da Silva et al. 2003a, 2006):



the redox potential depending upon the concentration of dissolved oxygen (Pourbaix 1974). As the potential E° for the oxidation of water to oxygen is somewhat lower, +1.23 V (Bard et al. 1985):



oxygen is always produced simultaneously with ozone (Da Silva et al. 2006 and references therein), and the current efficiency (η) for ozone generation is the percentage of the observed current that is generating ozone, *ie* the ratio of the current resulting in ozone to the total current expressed as a

Received 2/24 2012; Accepted 11/19/2002

Address correspondence to Paul Andrew Christensen, School of Chemical Engineering and Advanced Materials, Bedson Building, Newcastle University, Newcastle upon Tyne, NE1 7RU, United Kingdom. E-mail: Paul.Christensen@ncl.ac.uk

percentage. If ozone and oxygen are the only products, the total current is simply the sum of the current leading to ozone and that leading to oxygen.

Ozone is not always observed as soon as Faradaic current (i.e., electrons cross the electrode/electrolyte interface) flows: at PbO₂ anodes (the most commonly employed electrodes for ozone generation), Kötz and Stucki (1987), report that ozone was only observed at current densities > 50 mA cm⁻², while Feng and co-workers did observe ozone as soon as Faradaic current flowed (Feng et al. 1994). At Si/TiO_x/Pt/TaO_x anodes, Kaneda et al. (2006) observe an onset of ozone evolution at current densities > 30 mA cm⁻².

The solubility of ozone in acidic solutions is generally accepted as being up to *ca.* 10 times that of O₂ (De Smedt et al. 2001; Levanov et al. 2008; Seidel 2006), i.e., the saturation solubility at 0 °C and 1 atm is 22 mM.

Ozone is commonly measured in the gas phase and solution by UV spectroscopy and iodometric titration (Gordon et al. 1988). The UV approach employs the ozone peak near 254 nm (gas phase) or 258 nm (solution phase) (Stucki et al. 1985). The majority of papers in the literature quote a value of 3000 ± 125 mol⁻¹ dm³ cm⁻¹ for both the gas and aqueous phase extinction coefficients (see, for example, Hoigné and Bader 1976; Kilpatrick et al. 1956; Nemes et al. 2000) with a typical gas phase value of 3024 mol⁻¹ dm³ cm⁻¹ at 254 nm and aqueous phase value of 2900 mol⁻¹ dm³ cm⁻¹ at 258 nm (Stucki et al. 1985). The International Ozone Association (Nemes et al. 2000) recommends a value of 3000 mol⁻¹ dm³ cm⁻¹.

Iodometric titration is the standard method recommended by the International Ozone Association (Rakness et al. 1996). Briefly, the iodometric method relies on the oxidation of I⁻ by O₃ followed by the determination of the amount of iodine so formed by titration with sodium thiosulfate using starch indicator.

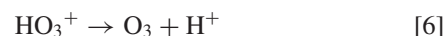
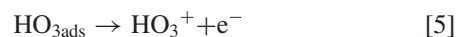
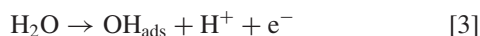
It is worth mentioning that the analysis of ozone in general should be approached with great care (Rice et al. 1986); for example, some concerns have been expressed with respect to the adverse effect of water vapor on the UV analysis of low concentrations of gas phase ozone (Meyer et al. 1991).

THE MECHANISM OF ELECTROCHEMICAL OZONE GENERATION

With any chemical or electrochemical reaction, a good place to start is to identify where the product comes from; to this end, Thanos and Wabner (1985) employed radiotracer studies to show that all the oxygen in the ozone generated by the electrolysis of water using PbO₂ and Pt anodes was from the water only.

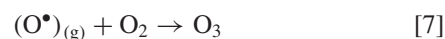
Another good place to start is to identify the intermediates of a reaction. Wabner and Grambow, employed various methods to detect hydroxyl radicals, singlet oxygen and peroxo species (H₂O₂ and HOO•) during the electrolysis of pH 7 phosphate buffer at Pt and PbO₂ anodes (Wabner and

Grambow 1985). The spin trap *p*-nitrosodimethyl aniline (NDMA) was employed to detect OH radicals, via the bleaching of the NDMA absorption at λ_{max} = 440 nm; singlet oxygen was monitored via its reaction with histidine and the bleaching of the 440 nm absorption of NDMA by the endoperoxides so formed. Peroxo species were detected via their conversion to OH radicals by Fe²⁺ and reaction with NDMA. Pt was used for comparison with PbO₂ as the former did not produce ozone at the low current densities employed (5 mA cm⁻²). As well as O₂, Pt and PbO₂ both produced singlet oxygen; however, Pt produced peroxo species and only traces of OH radicals, whilst OH radicals were clearly produced at the PbO₂. On the basis of their results, the authors concluded that OH radicals were intermediates in the production of ozone:

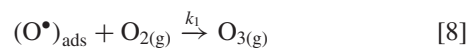


Kim and Korshin also detected OH radicals during the electrolysis of aqueous Na₂SO₄ at PbO₂ and postulated that these species were intermediates in electrochemical O₃ generation (Kim and Korshin 2008), and this remains a common postulate (Chernik et al. 1997a; Da Silva et al. 2001, 2003a, 2003b, 2006; Feng et al. 1994; Franco et al. 2006, 2008; Santana et al. 2005), with the first step (3), the primary water discharge, being the rate determining step (rds).

The gas phase reaction:



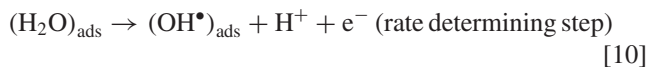
is well known to proceed with low activation energy (Eliasson and Kogelschatz 1986), and the role of atomic oxygen as a key intermediate to O₃ has hence also long been postulated in electrochemistry (see, for example, Foller and Tobias 1982). Initially, dissolved O₂ was believed to be the other reactant (Beaufils et al. 1999; Stucki et al. 1985). Stucki and co-workers employed a pressured Membrel electrolyzer (Stucki et al. 1987), to investigate the possible role of dissolved O₂, but found that pressure had no effect upon current efficiency, an observation they rationalised in terms of the reactions:



Increasing the pressure increases O₃ and O₂ but decreases (O•)_{ads}, hence the ratio of the two reaction rates [8] and [9] remains unchanged. Reactions [8] and [9] show another commonly held view, that (O•)_{ads} is common to both O₂ and O₃

formation, and it is now generally accepted that adsorbed O_2 is the active intermediate, along with $(OH^\bullet)_{ads}$ and $(O^\bullet)_{ads}$ (Babak et al. 1994; Beaufils et al. 1999; Feng et al. 1994), and that the discharge of water is the rate determining step.

Mechanistic studies on electrochemical ozone evolution have primarily focused on the interpretation of overpotential vs $\log(\text{current density})$, or Tafel, plots (see Appendix for a critical description of the Tafel approach; current density in $A\text{ cm}^{-2}$). Broadly speaking, in terms of the first two postulated steps in electrochemical ozone evolution:



if all the species in [10] and [11] were in solution, i.e., [10] and [11] are outer sphere processes, we would expect the slope of the Tafel plot to be 118 mV, if (10) was rate limiting, or 39 mV if (11) was the rds (Hamann et al. 2007; Oldham and Myland 1994). In the latter case, at high enough overpotentials, there should be a switch of the rds to (10) with a concomitant increase in the slope to 118 mV. If any adsorbed species are involved (as is the case with (10) and (11)), the analysis becomes significantly more complicated and a range of Tafel slopes are possible. The above analysis requires that the mass transport of reactants to the electrode and of products away from the electrode is controlled; in most papers reporting Tafel analyses, this is not the case.

The work of Kötzt and Stucki may be considered as seminal in the Tafel-based analysis of the ozone evolution reaction for several reasons (Kötzt and Stucki 1987). The authors studied the electrolysis of 3M H_2SO_4 at (static) 1 cm^2 PbO_2 anodes at 0°C , measuring current density as a function of the electrode potential, and the data so obtained are shown in Figure 1. The authors drew attention to the important fact that the method of IR compensation (to take into account the resistance of the electrolyte as well as any insulating films that may form on the electrode, etc.) is crucial, as different methods can give rise to markedly different results, as may be seen in Figure 1, see curve (I). The authors employed the current interruption method (solid line) and the positive feedback approach (dashed line).

As may be seen from the figure, at low overpotentials/current densities, there is no difference in the data obtained via the two approaches; however, at high current densities the two methods diverge quite markedly. The correct choice of IR compensation remains a major concern in such experiments (Da Silva et al. 2001; Franco et al. 2006). Kötzt and Stucki decided that current interruption method was appropriate, and interpreted the switch from a Tafel slope of 120 mV at low overpotentials ($<50\text{ mA cm}^{-2}$) to 70 mV at high overpotentials (the axes are reversed with respect to conventional Tafel plots) to the formation of OH_{ads} or O_{ads} becoming the rds, as ozone formation was only observed in the region of the lower Tafel slope.

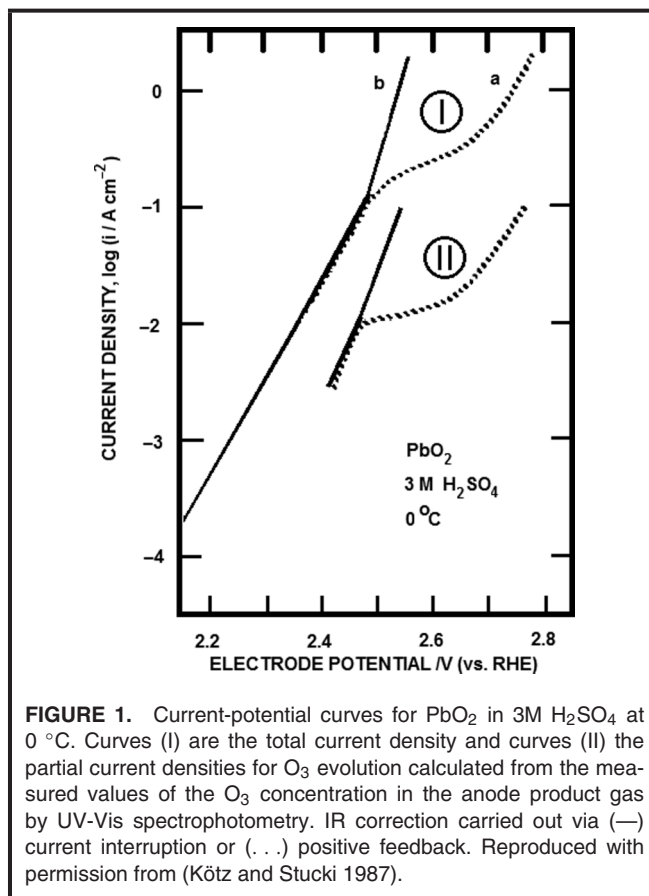


FIGURE 1. Current-potential curves for PbO_2 in 3M H_2SO_4 at 0°C . Curves (I) are the total current density and curves (II) the partial current densities for O_3 evolution calculated from the measured values of the O_3 concentration in the anode product gas by UV-Vis spectrophotometry. IR correction carried out via (—) current interruption or (---) positive feedback. Reproduced with permission from (Kötzt and Stucki 1987).

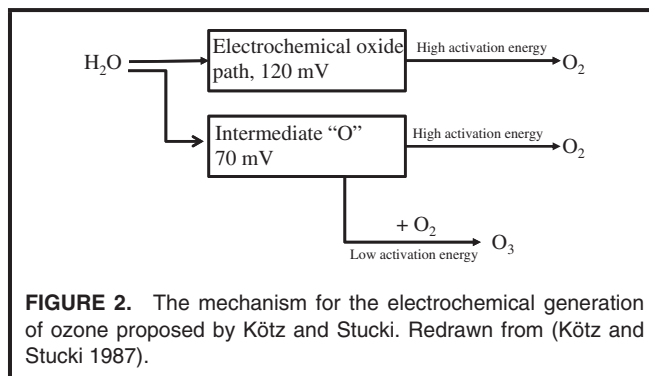
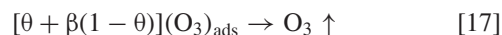
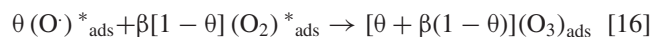
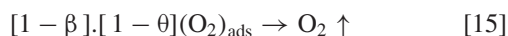
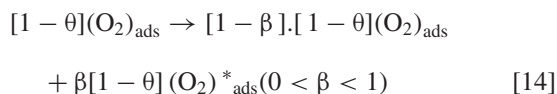
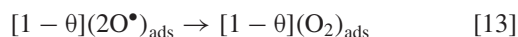
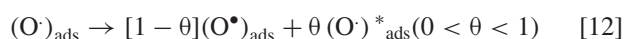
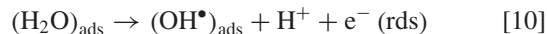


FIGURE 2. The mechanism for the electrochemical generation of ozone proposed by Kötzt and Stucki. Redrawn from (Kötzt and Stucki 1987).

The current leading to ozone formation was calculated by the authors *via* the UV analysis of the gas evolved from the anode, employing an extinction coefficient of $3024\text{ mol}^{-1}\text{ dm}^3\text{ cm}^{-1}$ for the λ_{max} of O_3 at 254 nm, and is shown as curve II in Figure 1. The slope of the “ozone Tafel plot” so obtained was found to be 70 mV and this was interpreted in terms of a reaction common to O_2 and O_3 generation that becomes rds at higher current densities; overall the authors postulated the mechanism shown in Figure 2. The “oxide path” mechanism referred to in Figure 2 was postulated by Bockris and Reddy (Bockris 1956; Bockris and Reddy 1973)

and concerned the evolution of oxygen at Pt electrodes and postulates that the first step, the primary water discharge, is the rds based on the ratio of the number of electrons transferred ($n = 4$) to the forward and backward asymmetry parameters (both taken as 0.5).

The model proposed by Kötzt and Stucki (1987) is the most commonly accepted, general mechanism for electrochemical ozone generation essentially irrespective of anode material, and has remained at the core of the mechanisms proposed for electrochemical ozone evolution since, and is typified by the model postulated by Da Silva and co-workers (Da Silva et al. 2001, 2003a):



“ θ ” and “ β ” represent the surface coverage by oxygen species, while “*” represent the fractional surface coverage of intermediates leading to O_3 .

The majority of articles concerning the kinetics of electrochemical ozone evolution interpret data in terms of the principles detailed above. In general, and after suitable IR correction, Tafel plots are found to exhibit two linear regions, as observed by (Kötzt and Stucki 1987), corresponding to O_2 evolution at low current densities and $\text{O}_2 + \text{O}_3$ at high current densities (Franco et al. 2006). The change in slope is taken as showing a transition in the rds and/or of the asymmetry parameter β (see, for example (Da Silva et al. 2001, 2003b) (PbO_2) and (Santana et al. 2004, 2005) ($\text{IrO}_2 + \text{Nb}_2\text{O}_5$)). Based on the Tafel equation (see Appendix), the Tafel slope should be linearly dependent upon temperature; however, such a simple dependence is not observed (Da Silva et al. 2003a), and this was interpreted in terms of the effect of bubble adherence (especially at high current densities) and/or anion adsorption, both of which will have significant effect upon the observed Tafel slope, illustrating again that Tafel measurements have to be interpreted with great care. It is also clear from the literature that anions can have a significant effect upon ozone efficiency, and this is dealt with in a separate section below.

THE ELECTROCHEMICAL CELL

The types of cell employed in the electrochemical generation of O_3 reflect those generally employed in electrolysis. In the simplest cell configuration, the electrodes are immersed directly in the electrolyte (Putnam et al. 1948) and the gases evolved at anode and cathode are allowed to mix, see Figure 3. Separated cells employ an inert separator such as glass (Da Silva et al. 2003a; Putnam et al. 1948; Seader and Tobias 1952), wetted Teflon (Foller and Kelsall 1993; Seader and Tobias 1952) or Nafion (Kim and Korshin 2008; Michaud et al. 2003) and the anode and cathode gases are vented separately, see Figures 4(a) and (b).

Zero gap, filter-press and Membrane Electrolyte Assembly (MEA)-based cells employ a solid polymer electrolyte (SPE) membrane (typically Nafion) as the electrolyte, with the anode and cathode being pressed tightly against the membrane (Han et al. 2004). Protons can move through pores in the membrane and hence maintain the essential, *ionic* conductivity between the electrodes (Larminie and Dicks 2003). In MEA-based cells, the membrane is hot-pressed between the anode and cathode to form a free-standing MEA prior to inclusion in the cell (Katoh et al. 1994; Wang et al. 2006); otherwise the electrodes are pressed tightly either side of the membrane mechanically (Arihara et al. 2007).

If water is fed to a Pt-based cathode (e.g., Pt or Pt/Ti mesh), hydrogen is evolved as the cathode reaction (Arihara et al. 2007; Babak et al. 1994; Beaufils et al. 1999; Da Silva et al. 2010; Han et al. 2006; Onda et al. 2005; Santana et al. 2009; Stucki et al. 1987; Tatapudi and Fenton 1993), see Figure 5. In contrast, if an air breathing cathode is employed (i.e., Pt particles deposited upon porous carbon in a gas

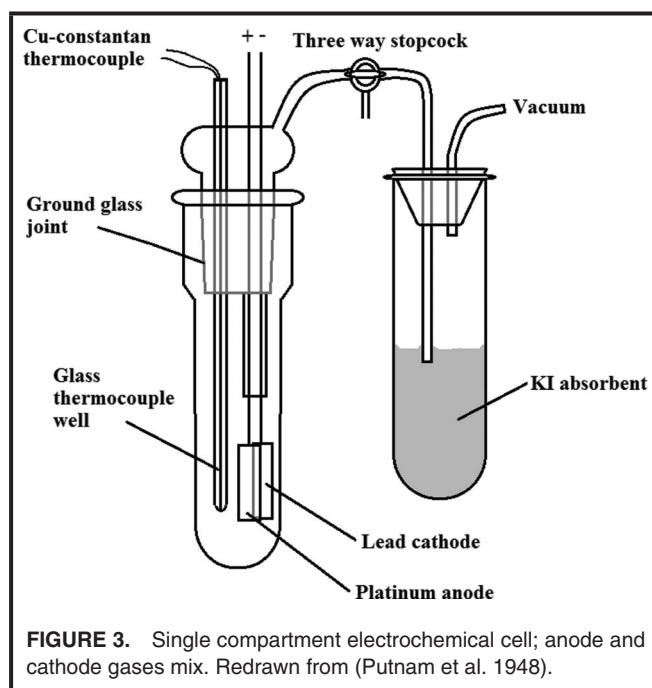


FIGURE 3. Single compartment electrochemical cell; anode and cathode gases mix. Redrawn from (Putnam et al. 1948).

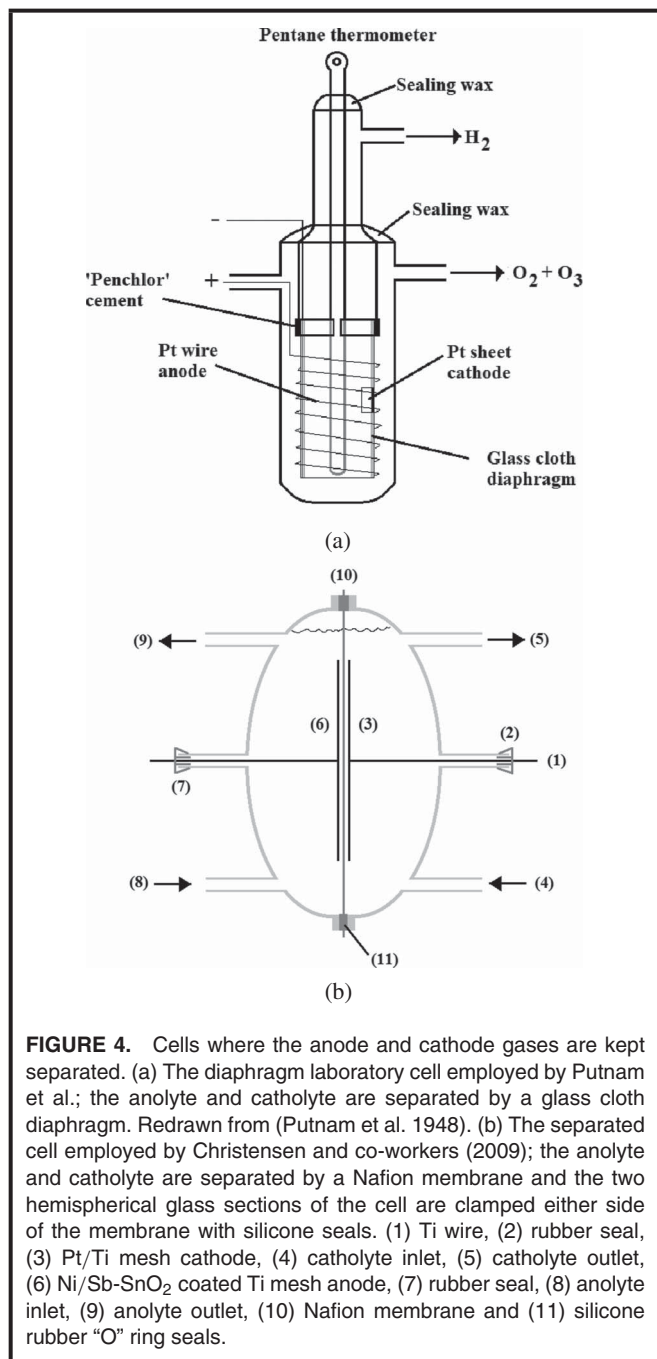


FIGURE 4. Cells where the anode and cathode gases are kept separated. (a) The diaphragm laboratory cell employed by Putnam et al.; the anolyte and catholyte are separated by a glass cloth diaphragm. Redrawn from (Putnam et al. 1948). (b) The separated cell employed by Christensen and co-workers (2009); the anolyte and catholyte are separated by a Nafion membrane and the two hemispherical glass sections of the cell are clamped either side of the membrane with silicone seals. (1) Ti wire, (2) rubber seal, (3) Pt/Ti mesh cathode, (4) catholyte inlet, (5) catholyte outlet, (6) Ni/Sb-SnO₂ coated Ti mesh anode, (7) rubber seal, (8) anolyte inlet, (9) anolyte outlet, (10) Nafion membrane and (11) silicone rubber "O" ring seals.

diffusion electrode), oxygen is reduced to water at the cathode (Bockris and Reddy 1973; Cui et al. 2009; Wang et al. 2006), which is a safer system, especially for domestic applications. In principle there is an additional advantage in using such a cathode.

Given that cell voltage is the difference between the two individual electrode potentials (anode and cathode), the potential of a hydrogen evolving cathode should be 0V vs the Reversible Hydrogen Electrode (RHE, a standard reference electrode, see Hamann et al. 2007, p. 93 ff) based (only) on thermodynamic considerations (i.e., ignoring kinetic effects,

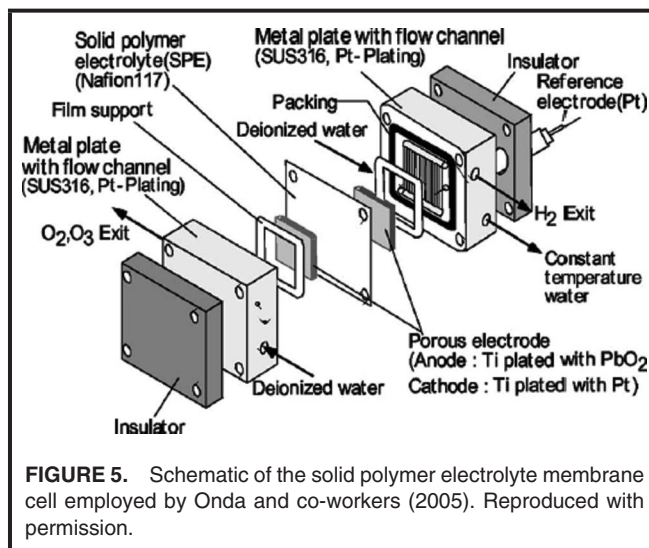


FIGURE 5. Schematic of the solid polymer electrolyte membrane cell employed by Onda and co-workers (2005). Reproduced with permission.

see later), while oxygen reduction should occur at 1.23 V vs RHE. Hence, the cell voltage required to drive ozone evolution at a particular rate should be less when employing an air cathode compared to a hydrogen evolving cathode. Thus, Katoh and co-workers monitored the anode and cathode potentials during electrolysis of water in a zero gap cell employing a β -PbO₂ anode and air breathing cathode fed with pure oxygen or with no oxygen and so allowed to generate hydrogen; the authors found that the cell voltage observed at 1 A cm⁻² using the oxygen cathode was 0.85V lower than when hydrogen was evolved (Katoh et al. 1994).

There are a number of reports on variations of the zero gap cell, e.g., feeding humidified O₂ to a gas diffusion cathode to generate H₂O₂ (Tatapudi and Fenton 1994) using an air breathing cathode/Nafion "half MEA" separated from the anode by acidic electrolyte (Foller and Kelsall 1993) and a spiral wound MEA-based cell (Nishiki et al. 2011). Foller and Kelsall (1993) reported a variation of the zero gap cell. This is a remarkable study for several reasons: (1) it was one of the first to employ an air-breathing cathode (air depolarized) as in a fuel cell; (2) the maximum current efficiency obtained was 45% using a glassy carbon anode, albeit in highly concentrated (corrosive and expensive) HBF₄ at -5 °C; (3) the article presents a thorough analysis of the engineering aspects of the electrochemical reactors employed. For further consideration of the engineering issues specifically associated with electrochemical ozone generation see (Rice and Netzer 1982).

One of the two reactors employed in the study utilized two air-breathing cathodes between which were cooled, tubular glassy carbon electrodes immersed in the aqueous HBF₄ electrolyte. The authors employed an air cathode following the work of the Permelec Electrode Corporation who incorporated such an air cathode into Membrel-type cell (Katoh et al. 1992) and obtained current efficiencies of ca. 16% at a cell voltage of ca. 2.3 V. Other variations of the zero gap configuration include the work by Okada and Naya, who employed a

polyethylene terephthalate felt separator between the Nafion membrane and Pt mesh cathode in order to prevent degradation of the Nafion on the cathode side of the cell due to transport of Pt particles from the Pt mesh anode to the cathode (Okada and Naya 2009). As the cathode was no longer in contact with the Nafion membrane, dilute NaCl or Na₂SO₄ was employed as the catholyte. The authors reported a current efficiency of 20% at room temperature; a remarkably high value for Pt.

Unfortunately, there are a number of challenges to be addressed when employing zero gap cells with air-breathing cathodes. In terms of the decreased cell voltage, in practice, kinetic realities mean that the overpotentials (the extra driving force required over and above the potentials predicted on the basis of thermodynamics) at anode and cathode can reduce this advantage. For example, any practical electrolysis cell will operate with air, rather than pure oxygen, at the cathode hence decreasing the maximum rate of the cathode reaction and increasing its overpotential.

Katoh et al. (1994) highlight another problem associated with air breathing cathodes, which is that of flooding. Water balance in such electrodes is crucial (Li et al. 2008) since water is produced at the cathode *via* the reverse of reaction (2); in addition, every proton drags between 1 and 5 water molecules with it as it passes through the polymer electrolyte membrane from anode to cathode (electro-osmotic drag (Li et al. 2008; Okada et al. 1998)). As a result, the pores of the cathode may become flooded with water, which blocks access to the oxygen gas and hence increases cell voltage (under constant current operation) or decreases current (under constant voltage operation). By employing a “water permeable, high performance gas diffusion” cathode, Katoh et al. (1992) reported that no flooding was observed, and the electrolyzer operated at a current density of 1.0 A cm⁻² and current efficiency of 16–17% for 85 days. However, this is the only such report in the literature.

Less obvious from the electrochemical ozone literature is the serious problem of calcification (Nishiki et al. 2011; Valdes and Moussy 1999): multiply charged ions such as Ca²⁺ and Mg²⁺, which are present in hardwater, precipitate inside Nafion (probably near the cathode) as hydroxides and/or carbonates (Sawyer et al. 2002) causing a significant increase in membrane resistance and precluding the use of MEA-based cells to inject ozone directly into tapwater.

Although the problem is mentioned explicitly by Nishiki et al. (2011), and Valdes and Moussy (1999), (the latter with respect to the use of Nafion in sensors for biological applications), and the use of “imitation” tapwater is reported by Kaneda et al. (2005), and Awad et al. (2006), the only indication that this is a serious problem is that all the other publications on MEA-based electrochemical ozone generation employ low conductivity, deionized water and avoid using multiply charged cations where electrolyte is employed rather than electrolyte-free water.

Finally, the solubility of ozone in water depends upon pH (De Smedt et al. 2001; Levanov et al. 2008; Seidel

2006), decreasing as pH increases; in addition, the stability of ozone decreases with increasing pH, degradation occurring rapidly (Staehelin and Hoigné 1985). This can present additional problems when employing neutral anolytes as increased bubble formation at the electrode/Nafion interface has been postulated as having an adverse affect upon proton transfer into the Nafion membrane (Cui et al. 2009), increasing membrane resistance.

Presumably as a result of the challenges detailed above, by far most reports concern pure water and H₂ cathodes (Arihara et al. 2006; Awad et al. 2006; Beaufils et al. 1999; Da Silva et al. 2010; Franco et al. 2008; Han et al. 2006; Kraft et al. 2006; Onda et al. 2005; Stucki et al. 1985; Tatapudi and Fenton 1993), with only Katoh et al. (1994), and the Chan group (Cui et al. 2009; Wang et al. 2006) reporting work on electrochemical ozone generation in zero gap cells using air cathodes, the latter operating at significantly lower current densities (≤ 60 mA cm⁻²) than the former due to limitations imposed by flooding (Chan and Christensen private communication, 2011).

In general, electrochemical ozone generation is carried out either in single pass/flow operation (Cui et al. 2009), or in batch recycle mode (Stucki et al. 1985) in which the ozonated anolyte is returned to the electrochemical cell. In the former case, ozone is generated in both gas and liquid phases continuously; in the latter, once saturation of the anode solution has taken place, all the ozone produced is released into the gas phase.

Under batch recycle operation, Stucki and co-workers employing PbO₂ in an MEA-based, zero gap cell found that inlet ozone concentrations of 5–25 ppm in de-ionised water had no effect on current efficiency (Stucki et al. 1985). In contrast, Christensen et al. (Christensen et al. 2009), have reported that the current efficiencies observed during operation under flow conditions were consistently higher (>30%) than those observed during batch recycle operation (3–8%). The authors employed Ni/Sb-SnO₂ anodes in a standard acid/acid cell, see Figure 4(b), and postulated that the presence of high concentrations of O₃ in aqueous sulfuric acid inhibits the O₃ evolution process at Ni/Sb-SnO₂ anodes, possibly by replacing key adsorbed intermediates by adsorbed O₃ (Christensen and Imkum 2011).

THE EFFECT OF TEMPERATURE ON THE ELECTROCHEMICAL GENERATION OF OZONE

It was realized early in the research on electrochemical ozone generation that low temperatures favored higher ozone current efficiencies at Pt and Pt-based electrodes (Briner et al. 1937; Briner and Yalda 1942; Lash et al. 1951; Putnam et al. 1948; Seader and Tobias 1952), an observation later confirmed using other anode materials; e.g., PbO₂ (Amadelli et al. 2000; Da Silva et al. 2001; Foller and Tobias 1982) and carbon (Foller and Kelsall 1993).

However, some authors have reported that ozone efficiency at PbO_2 decreases with decreasing temperature, (Da Silva et al. 2010; Velichenko et al. 2002) and there are a number of reports in the more recent literature of high ozone efficiencies being observed at room temperature, and these are discussed below; see, for example, the work of Arihara and colleagues (Arihara et al. 2006, 2007; Christensen et al. 2009; Stucki et al. 1985; Wang et al. 2005). Early workers took great care to cool the anode as it was generally believed that the anode temperature, rather than that of the electrolyte, was critical (Foller and Tobias 1982; Lash et al. 1951; Putnam et al. 1948; Seader and Tobias 1952), and that gas bubbles could adversely affect heat transfer (Fischer and Bendixsohn 1909; Fischer and Massenez 1907; Foller and Tobias 1982; Mazza et al. 1978; Seader and Tobias 1952). Putnam and co-workers, Lash and co-workers and Feng and co-workers have reported that the real effect of current density on O_3 evolution is hidden by the secondary heating effect at higher current densities. Lash and co-workers deconvoluted the two effects by effective (internal) cooling of their PtIr tubular anode and were able to show a linear relationship between $\log(\text{current density})$ and current efficiency (Feng et al. 1994; Lash et al. 1951; Putnam et al. 1948).

Briner et al. (1937) electrolyzed a 5.0 M H_2SO_4 eutectic solution using a Pt anode, obtaining a maximum current efficiency of 8.5% at -67°C (Briner 1937). Putnam et al. obtained a maximum current efficiency of 19.4% by electrolyzing a 30% HClO_4 solution at -50°C using a Pt anode; however, they found significantly lower efficiencies using H_2SO_4 at temperatures down to -62°C , in contrast to the results reported by Briner and co-workers (Briner et al. 1937). Interestingly, Putnam et al. (1948) analyzed the ozone evolved from their cells by liquefaction and measurement of the boiling point; an interesting risk assessment to perform under current health and safety strictures (Putnam et al. 1948).

In general, ozone efficiency falls dramatically as the temperature approaches room temperature when Pt anodes are employed (Balej and Thumova 1974; Putnam et al. 1948; Seader and Tobias 1952), and the primary effect of increasing temperature on electrochemical ozone generation is generally accepted to be to increase the decomposition of O_3 , at least at Pt anodes; this was first postulated by Fisher and co-workers in 1907 (Fischer and Bendixsohn 1909; Fischer and Massenez 1907). In more recent papers and reviews of electrochemical ozone generation at a variety of anodes, this theory has remained unchallenged (Babak et al. 1994; Da Silva et al. 2001, 2003a; Da Silva et al. 2006; Da Silva et al. 2003b; Feng et al. 1994; Foller and Tobias 1982; Franco et al. 2008; Kim and Korshin 2008; Stucki et al. 1987).

THE ANODE MATERIAL

The anodes employed for electrochemical generation fall into two time periods: ≤ 1982 and > 1982 . Up to 1982, the only anode materials that had been investigated were Pt

and PbO_2 (Foller and Tobias 1982) and references therein), and then only in aqueous acid electrolytes. After 1982, Pt ceased to be of interest (with one exception, see Okada and Naya 2009) presumably due to the poor current efficiencies observed near room temperature when compared with, for example, PbO_2 .

Although $\beta\text{-PbO}_2$ continues to be researched with respect to electrochemical ozone generation (see, for example, Awad and Saleh 2010; Da Silva et al. 2010) alternative materials have been investigated, including glassy carbon (Foller and Kelsall 1993; Potapova and Shestakova 1995), Ni/Sb-Sn O_2 (Wang et al. 2005), Ir O_2 -Nb O_5 (Santana et al. 2004, 2005), tantalum oxide (Da Silva et al. 2004; Kaneda et al. 2005, 2006), Ti O_2 (Graves et al. 1992; Kitsuka et al. 2009, 2010) and Boron-Doped Diamond (BDD) (Arihara et al. 2006, 2007; Katsuki et al. 1998; Kraft et al. 2006; Michaud et al. 2003; Nishiki et al. 2011).

It is generally accepted that the most active of the α and β forms of PbO_2 is the latter (Da Silva et al. 2001), although there have long been concerns over the stability of PbO_2 , particularly in strongly acidic electrolytes (Babak et al. 1994; Foller and Tobias 1982). A comparison of ozone evolution at 0°C at PbO_2 anodes gives a fairly accurate view of the general activity of this material. In the absence of added F^- or fluoride-containing electrolytes, the current efficiencies observed at PbO_2 are ca. 3 - 10% at current densities of ca. 1.0 A cm^{-2} in aqueous H_2SO_4 or HClO_4 (Da Silva et al. 2003b, 2006; Foller and Tobias 1982; Kötzt and Stucki 1987). Addition of NaF increased current efficiency to 21% (Kötzt and Stucki 1987) or 10% (Da Silva et al. 2003a), and in 7.3 M HPF_6 , an efficiency of ca. 50% was observed at -65°C by Foller and Tobias (1982).

Ir O_2 -Nb O_5 shows a low ozone current efficiency at 0°C in 3.0 M H_2SO_4 , ca. 1%, rising to ca. 12% at 800 mA cm^{-2} in the presence of 0.03 M KPF_6 (Santana et al. 2004). Using a layered anode formed on Si and exposing Ti O_2 to the 0.01 M HClO_4 solution, Kitsuka et al. (2010) have reported a current efficiency of ca. 9% at 50 mA cm^{-2} and 15°C . Tantalum oxide-based anodes have shown a current efficiency of ca. 12% at room temperature and 200 mA cm^{-2} using model tapwater at neutral pH.

Boron-doped diamond electrodes remain something of an enigma in the field of electrochemical ozone generation in that it is not entirely clear that they can be expected to generate ozone routinely. Typically, due to the high cost of free-standing diamond films, BDD electrodes are generally grown on suitable substrates (Ti, Ta, Mo, glassy carbon and, most generally, Si) by chemical vapor deposition. Doping with boron decreases the resistivity of the semiconducting diamond, with ca. $10^{20} - 10^{21}$ B atoms cm^{-3} giving a resistivity of ca. $10^{-3}\ \Omega\text{ cm}$ (Panizza and Cerisola 2005). BDD anodes show high anodic stability and a wide potential window for water discharge (high overpotentials for water reduction and oxidation); they are regarded as essentially inert and with poor adsorptive qualities such that electron transfer takes place *via* outer sphere reactions (Panizza and Cerisola 2005). However,

BDD films usually are subject to high residual stress leading to spalling (Wei et al. 2012); further, the high overpotentials required may lead to local hotspots on the BDD surface and hence heat which can lead to damage to the membrane in MEA-based cells.

In terms of water treatment, rather than as ozone-generating anodes, BDD electrodes are generally regarded as oxidizing organic molecules by direct electron transfer at potentials below oxygen evolution and indirectly *via* OH radicals at higher potentials (Kapalka et al. 2009; Panizza and Cerisola 2005), produced *via* the primary water discharge reaction (Kötz and Stucki 1987; Marselli et al. 2003; Martinez-Huitle and Brillas 2009). The number of papers reporting O₃ generation is relatively few (see, for example, (Arihara et al. 2006, 2007; Katsuki et al. 1998; Kraft et al. 2006; Michaud et al. 2003; Nishiki et al. 2011) compared to the large number of papers on direct/indirect combustion (see, for example, (Balej and Thumova 1974), and the extensive work by Ch. Comninellis and co-workers (Kapalka et al. 2009) and references therein).


Michaud and co-workers report that the main product of water electrolysis in H₂SO₄ is peroxydisulfate (S₂O₈²⁻), and in HClO₄ it is oxygen (Michaud et al. 2000; Michaud et al. 2003). Both Katsuki et al. (1998), and Michaud et al. (2003), report ozone current efficiencies of a “few percent” electrolyzing aqueous acid in divided cells. In contrast, Kraft et al. (2006), Arihara et al. (2006, 2007), electrolyzed de-ionized water (<1 μS cm⁻¹) using zero gap cells with Nafion membranes and obtained maximum current efficiencies of 24% and 47%, respectively.

Given the small number of papers to consider, the drawing of detailed conclusions is of questionable validity, but it may be that anion adsorption disfavors the production of ozone at BDD anodes, e.g. by inhibiting reactions (11) and/or (16) above via interference of anions in the encounters between active oxygen species (Arihara et al. 2006). The exception to this postulate is the work reported by Nishiki

et al. (2011), who observed a relatively low current efficiency in “pure” (source unspecified by the authors) water (13%) as well as in tapwater containing calcium and magnesium salts (6%); however, this work is unusual for several reasons and hence is dealt with in detail later in the article.

Kraft et al. (2006), employed BDD-coated niobium expanded metal electrodes (29 mm × 45 mm) as anode and cathode, pressed either side of a Nafion membrane positioned in a pipe flow-through reactor, with only the solution ozone being monitored photometrically by the indigo method (Bader and Hoigné 1981). Higher flow rates gave higher current efficiencies, the maximum efficiency of 24% being observed at a flow rate of 40 dm³ hr⁻¹ and 115 mA cm⁻²; this was attributed to more ozone being entrained at higher flow rates, as well as cooling effects reducing the thermal decay of O₃ (as usual with BDD electrodes, high cell voltages were required, e.g., 23V at 383 mA cm⁻², leading to the real possibility of local heating effects). Increasing the conductivity of the anolyte feed was found to cause a marked drop in ozone current efficiency, e.g., at a flow rate of 10 dm³ hr⁻¹ and 77 mA cm⁻², the current efficiency dropped to ca. 2% when the conductivity was increased from 1 to 2000 μS cm⁻¹, i.e., comparable to the efficiencies observed by Michaud et al. (2003) and Katsuki et al. (1998), in their studies employing acid electrolytes. This was attributed by the authors to more of the BDD surface becoming electrochemically active as the conductivity of the anolyte increased, and hence the real current density decreasing.

Arihara and co-workers have reported the generation of ozone at 50 mm × 15 mm × 2 mm free-standing, perforated BDD plate anodes, see Figure 6 (Arihara et al. 2006, 2007). The BDD anode and Pt mesh cathode were pressed either side of a Nafion membrane. Deionized water (<1 μS cm⁻¹) was employed as the catholyte and anolyte, with the ozone being monitored only in the solution phase by spectrophotometry. At an anolyte flow rate of 2 dm³ min⁻¹, anolyte temperature of 12 °C and 530 mA cm⁻², the authors reported

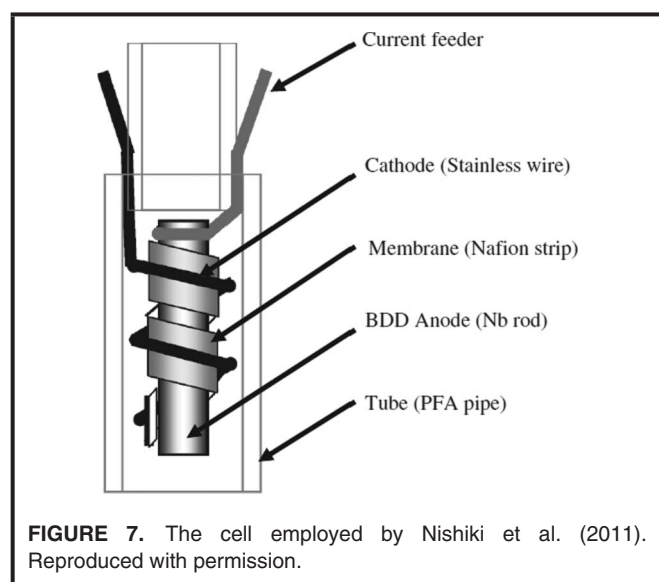


an optimum current efficiency of 47%, a significant achievement. However, the cost in terms of energy usage was high since cell voltages of 22–24 V were required, equating to 175 kWh per kg O₃ at 530 mA cm⁻²; this does not compare well with the standard method of generating ozone, electrical discharge (often termed cold corona discharge), the optimum energy consumption of such systems is often quoted as being between 13 and 29 kWh kg⁻¹ (Seidel 2006), or even as low as 8 kWh kg⁻¹ (Rau private communication, AirTree Europe GmbH 2009), a fact the authors themselves highlight.

At higher current densities, the efficiency was found to decrease; the authors interpreted this in terms of more partition of ozone into the gas phase, increased autolysis due to the increased solution concentration and an increase in side reactions such as the production of hydrogen peroxide. The latter has been reported as increasing the decay of ozone, catalyzed by glass reactor walls (Sehested et al. 1998), due to reactions such as:



Nishiki and colleagues employed a 40 mm long, 2 mm diameter BDD rod anode, wrapped in Nafion strips over which was coiled a stainless steel wire cathode, see Figure 7; this was mounted inside a 4 mm inside diameter tube to form a flow cell (Nishiki et al. 2011). Presumably, the anolyte contacts the BDD/Nafion water interface at the edges of the strips (which are not presented as wound so as to completely cover the BDD rod) or the ozone is generated at the BDD/Nafion interface directly below the wire counter electrode (as would be expected on the basis of electric field considerations) then diffuses through the Nafion to the Nafion/water interface. However the latter process would enhance the expected dehydration of the BDD/Nafion interface due to water discharge and the electro-osmotic effect (Li et al. 2008; Okada et al. 1998). In any case, the actual active area of the anode was



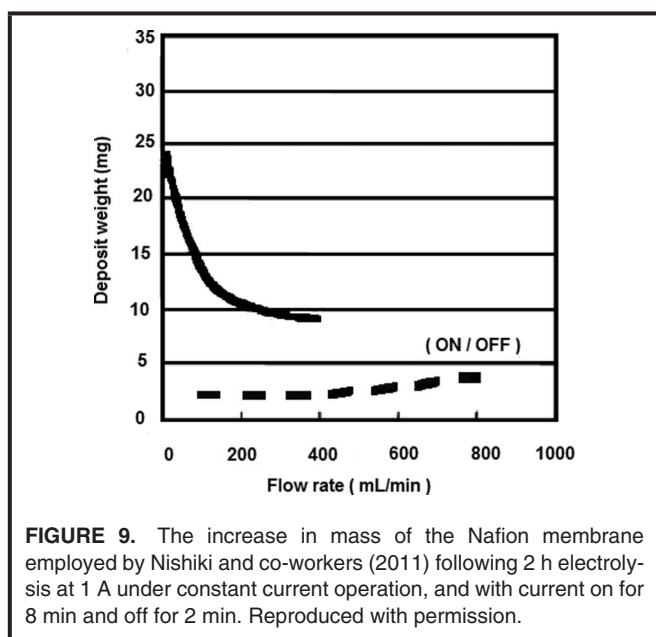
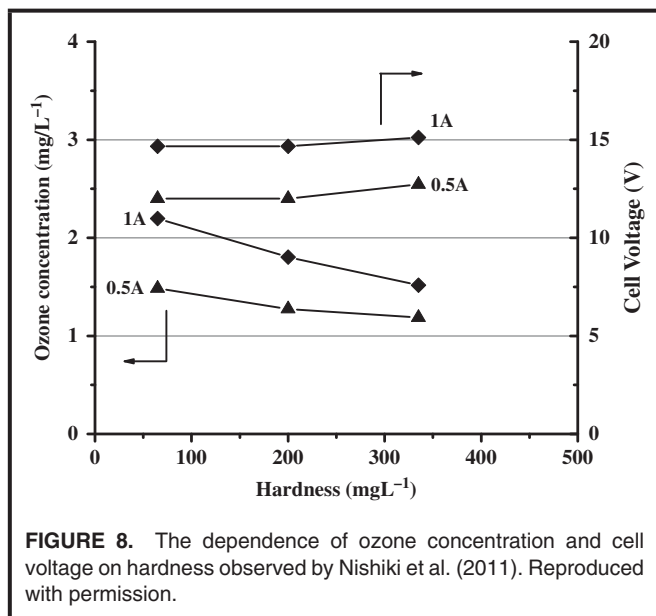
unclear. It appeared that the ozone + oxygen generated at the anode and hydrogen generated at the cathode were allowed to mix; again, this was not explicitly stated. The authors employed tapwater (Fujisawa City, total hardness 70 mg/L, chloride concentration 10 mg/L), and tapwater with added Ca²⁺ (as CaCl₂, to assess the effect of hardness) or Cl⁻ (as NaCl); they also used ‘pure’ water, but the source and composition of this was not specified. The calcification of the membrane was assessed by the mass change after 2 h electrolysis, with no mass change being observed in the case of pure water. In tapwater, at a constant current of 0.8A and cell voltage of 16V, the authors observed a current efficiency of 2.5%; under the same conditions, “pure” water gave 8% current efficiency at 10V. The cell voltage increased from ca. 3V at 0.2A to 16V at 0.8A.

The authors found that the current efficiency was lower in the more conducting tapwater than in pure water, see Table 1, which shows data obtained as a function of flow rate at 0.75A. This was attributed to two primary effects: (1) more of the BDD electrode becoming electroactive and hence a decrease in current density, as was postulated by Arihara et al. (2006, 2007), and (2) competition from the generation of chlorine-containing products *via* the oxidation of chloride ions. The latter was supported by UV-Vis data.

Figure 8 shows the variation in cell voltage and solution ozone concentration observed by Nishiki et al. (2011), as a function of hardness (as added CaCl₂, although the exact definition of hardness as mg/L was not specified by the authors, nor was the flow rate specified). The cell voltage increased little with hardness (albeit already high at 12–15V); however, the membrane was found to increase in mass following 2 h electrolysis at 1A, see Figure 9. The mass gain, due to calcification, was found to decrease as flow rate increased, attributed by the authors to physical removal of the deposit. Interestingly, when the cell was operated with the current on for 8 min and off for 2 min, a marked decrease in calcification was observed, see Figure 9; the authors postulated that this was due to the cathode pH decreasing back to neutral during the “off” periods and facilitating dissolution of the scale. Durability studies over 250 h electrolysis under constant and interrupted current conditions supported the benefits of on/off operation, with the ozone current efficiency remaining constant at around 3% under current

TABLE 1. Typical Performance of the BDD Cell Employed by Nishiki et al. (2011)

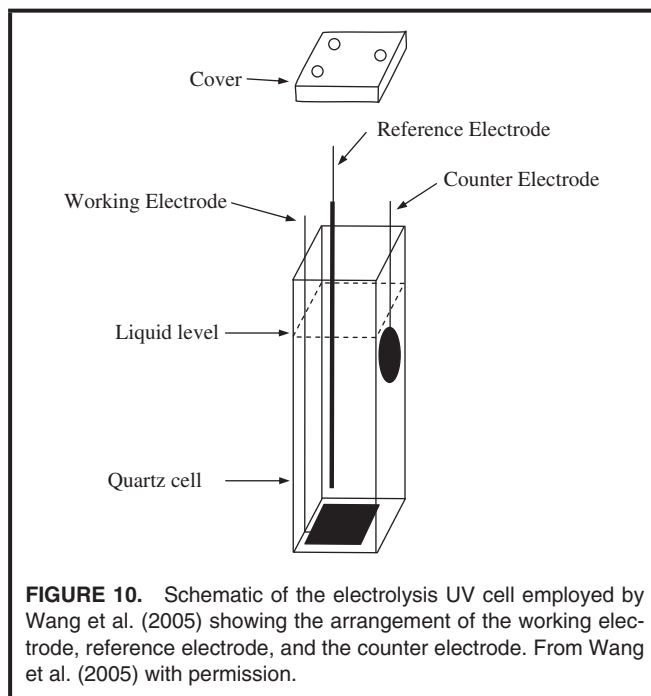
Source	Flow rate /mL min ⁻¹	Current efficiency /%	O ₃ concentration /mg L ⁻¹
Pure water	40	7	6
	250	10	2.5
	400	13	1
Tapwater	40	2.5	2
	150	4.5	1
	400	6	0.5



interrupt operation, whereas it fell steadily to <1% at constant current.

The high cell voltage and low current results in a high energy cost, e.g., 1675 kWh kg⁻¹ O₃ under current interrupt operation. Nevertheless, the authors believe the system to have real application, and reported data on the disinfection of water inoculated with *Pseudomonas aeruginosa*, *Escherichia coli*, and *Staphylococcus epidermidis*. They also employed the cell to treat 43 dogs and 10 cats suffering from Superficial Pyoderma and Seborrhea.

There are only two anode materials that have been reported as generating ozone at current efficiencies > 20%, temperatures > 0 °C and in water, or water with nonfluoride



electrolyte; the first is BDD (see above) and the second is Ni/Sb-SnO₂. In 2004, Prof. K. Y. Chan of Hong Kong University (Cheng and Chan 2004) reported (incorrectly) that his group had generated ozone from 0.64 cm² Sb-SnO₂ Ti foil electrode in 0.1 M HClO₄ in a UV-Vis cuvette electrochemical cell (see Figure 10), with a maximum current efficiency of 15% at cell voltages <3 V. In a second article (Wang et al. 2005), it was reported that the activity of the anodes reported in the first publication was due to adventitious Ni. This latter article detailed the preparation of Ni/Sb-SnO₂ electrodes and reported a maximum current efficiency of 35%, again using the UV-Vis cuvette cell. There had been one previous report of ozone generation at Sb-SnO₂/Ti mesh by Foller and Tobias (1982); the authors reported a maximum current efficiency of ca. 4% in 5.0 M H₂SO₄ at 0 °C, which was short lived, due to dissolution of the electrode. Otherwise, Sb-SnO₂ electrodes are generally considered not to be ozone active. In general, Sb-SnO₂ anodes supported on Ti are associated with the direct, electrochemical oxidation of organics (Martinez-Huitle and Brillas 2009). Hence, the production of high O₃ activity at low cell voltages under ambient conditions and in a simple electrolyte through the addition of small amounts of Ni to Sb-SnO₂ is truly remarkable, and could not have been predicted. In a later article, Christensen et al. (2009), reported current efficiencies up to 50% (equivalent to 18 kWh kg⁻¹ O₃) employing Ni/Sb-SnO₂ anodes with platinized Ti mesh cathodes in a divided glass cell utilizing a Nafion membrane separator and 0.5M H₂SO₄ as the electrolyte. The Christensen group (Christensen and Imkum 2011; Christensen et al. 2012) have continued to report studies on Ni/Sb-SnO₂ electrodes which seek to gain insights into the mechanism of ozone evolution at these anodes.

In 2006, the Hong Kong group reported the electrochemical generation of ozone in deionized water employing an MEA-based cell with static anolyte and Pt/porous carbon air breathing cathode (Wang et al. 2006). The anode comprised Ni/Sb-SnO₂ coated on a 6 cm × 4 cm Ti mesh, and the cathode was operated in ‘passive’ mode, i.e., without pumping air past it. A maximum current efficiency of 15% was observed at a cell voltage of 2.0V, while the lowest energy consumption was 48 kWh kg⁻¹, also at 2.0V, and 17 mA cm⁻². The current density was limited principally by cathode flooding.

In a later article (Cui et al. 2009) the Hong Kong group reported data on a scaled up cell and 4 cell stack. The anodes

were Ni/Sb-SnO₂ coated Ti mesh (8 cm × 13 cm), and the cell and stack operated in both passive and forced airflow (10 dm³ min⁻¹). The single cell, 4 cell stack and balance of plant are shown in Figures 11(a) – (c), respectively. Deionized water (18.2 MΩ cm) was fed to the anode(s) at flow rates from 0.2 to 4.0 dm³ min⁻¹ (linear velocities from 0.52 to 10.42 cm s⁻¹). Ozone was monitored using a flow cell linked by fiber optic cables to a spectrophotometer (see Figure 11).

Typical spectra so obtained are shown in Figure 12; as may be seen, the peak due to ozone (λ_{max} = 258 nm) was superimposed upon a significant baseline offset and an underlying absorption having a peak < 250 nm. The baseline offset was attributed to bubbles scattering the incident light; Arihara et al.

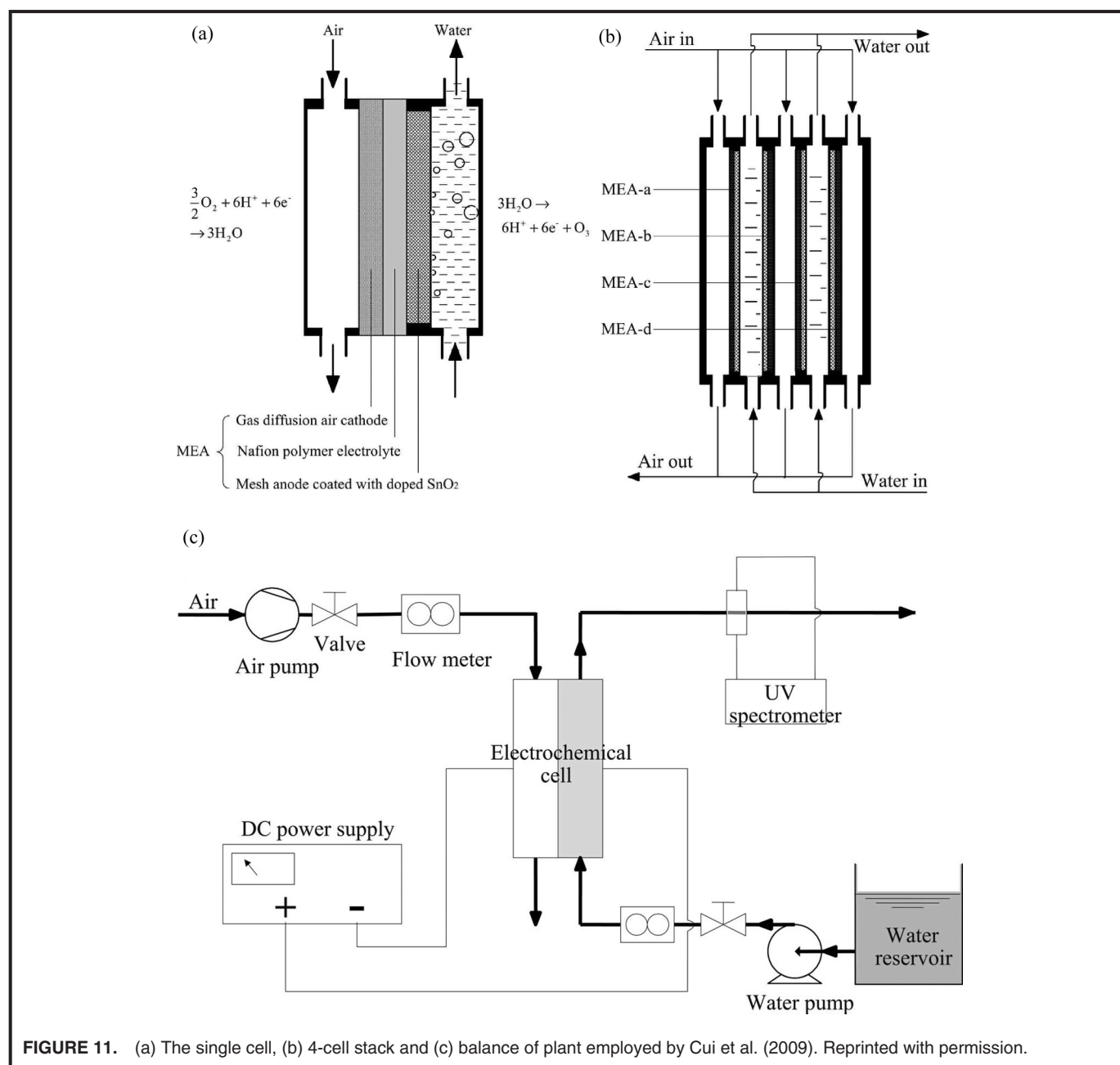


FIGURE 11. (a) The single cell, (b) 4-cell stack and (c) balance of plant employed by Cui et al. (2009). Reprinted with permission.

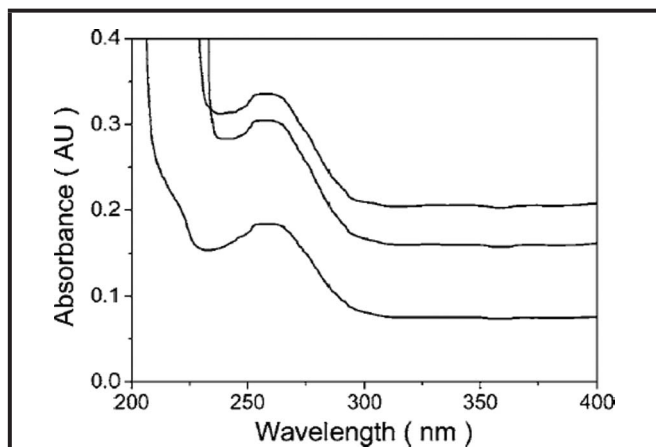


FIGURE 12. Typical UV – Vis spectra of ozone in solution measured online and obtained during the operation of the MEA flow cell, using Millipore water at 20 °C as the anolyte, and feeding air to the air-breathing cathode at a flow rate of 10 dm³ min⁻¹. Reprinted from Cui et al. (2009) with permission.

(2007), observed the same problem and employed a reservoir before the UV Vis cell in order to allow gas release. The authors did not discuss the underlying absorption, and it is not possible from the data presented in the paper to identify if the absorption showed a maximum. However, as stated above, H₂O₂ is an expected side product of electrochemical ozone generation, and has an absorption from ca. 350 nm with no maximum above 200 nm (Christensen and Imkum 2011; Holt et al. 1948; Phibbs and Giguere 1951).

The current densities employed by the authors (<60 mA cm⁻²) were again limited by flooding (Chan and Christensen private communication, 2011), with cell voltages between 3 V and 6 V for the single cell. The four-cell stack gave a maximum current efficiency of ca. 22% at an anolyte flow rate of 5.9 dm³ min⁻¹, 29.8 mA cm⁻² and 3.0V; the lowest energy consumption was 42 kWh kg⁻¹ O₃ at 24.3 mA cm⁻² and 5.4 dm³ min⁻¹. The energy requirement is the lowest of MEA-based cells (injecting ozone directly into water and either air breathing or hydrogen evolving), thus: Katoh et al. (1994) (maximum current efficiency 19%, PbO₂ anode) obtained an energy requirement of 40–50 kWh kg⁻¹ O₃ (pure oxygen feed) or 60–80 kWh kg⁻¹ O₃ (hydrogen evolved), Stucki and co-workers using the commercial Membrel electrolyzer (20% maximum current efficiency, PbO₂ anode, commercial since the early 1980s, hydrogen evolving; (Stucki et al. 1987)) obtained an energy requirement of 65 kWh kg⁻¹ O₃; more recently, Da Silva and co-workers (Da Silva et al. 2010), reported an energy requirement of 70 kWh kg⁻¹ (13% efficiency, PbO₂ anode, H₂ evolving cathode). In contrast, Arihara and co-workers (2007) obtained an energy cost of 140 kWh kg⁻¹ O₃ at the maximum current efficiency of 47%, reflecting the significantly higher cell voltages required when using BDD anodes.

It should be noted that, whilst PbO₂ and BDD systems routinely operate at current densities of ca. 1 A cm⁻²,

Ni/Sb-SnO₂-based systems operate at <100 mA cm⁻²; hence, the latter generate less O₃ per cm² than the former two. Further, there are no studies to date in the literature on the long-term durability of Ni/Sb-SnO₂ – based anodes and it would be expected that Ni would be unstable with respect to the formation of Ni²⁺, particularly in acidic solution at high anodic potentials.

THE EFFECT OF CURRENT DENSITY

In general, at PbO₂ anodes, current efficiency increases essentially linearly with current density (Feng et al. 1994) before leveling out and becoming independent (Beaufils et al. 1999; Da Silva et al. 2010; Foller and Tobias 1982; Han et al. 2006; Stucki et al. 1987; Tatapudi and Fenton 1993); typically, the current density at which this change occurs is ca. 1.0 A cm⁻², but this value depends upon the electrolyte composition (Foller and Tobias 1982). Exceptions to this observation are Onda and co-workers (2005) and Awad and Saleh (2010); both groups observe current efficiency to go through a maximum, at around 1.0 A cm⁻² and 1.5–2.0 mA cm⁻² (respectively), before decreasing.

Boron-doped diamond anodes show similar behavior to PbO₂, with current efficiency becoming independent of current density (Arihara et al. 2007) or showing a clear maximum (Kraft et al. 2006). TiO₂ (Kitsuka et al. 2009, 2010), Pt (Seader and Tobias 1952), C (Foller and Kelsall 1993) and TaO_x (Kaneda et al. 2005, 2006) show increasing current with current density; however, this may simply reflect the fact that, should the current density have been increased beyond the maximum employed by these workers, a leveling out or decrease in current efficiency may have been observed. IrO₂-Nb₂O₅ shows an onset current density for ozone evolution that varies with IrO₂ content (Santana et al., 2004). Ni/Sb-SnO₂ electrodes show a clear maximum (Wang et al. 2005, 2006).

When employing zero gap cells with low conductivity (e.g., deionized) water as the anolyte, the active area of the anode is significantly less than its geometric area, since the former will be only that region of the anode at the boundary with water and the Nafion membrane. Hence, the actual current density will be higher than that calculated on the basis of the geometric area (Kraft et al. 2006); one consequence of this is that, if the conductivity of the anolyte is increased, current efficiency decreases due to the decrease in current density as more of the anode becomes active (Arihara et al. 2006; Foller and Kelsall 1993; Kraft et al. 2006). To our knowledge, there are no reports in the literature in which current efficiency vs current density data are modeled on the basis of a detailed, mechanistic framework.

THE EFFECT OF ELECTROLYTE

As it is generally believed that ozone efficiency increases with decreasing pH (Da Silva et al. 2006; Seidel 2006; Wang

et al. 2005), most of the papers in the electrochemical ozone literature concern ozone generation using either aqueous acid electrolytes or, to a lesser extent, using Nafion as an (acidic) polymer electrolyte membrane, (Nafion is also commonly employed as the cell separator in the studies using acidic electrolytes). There are a few studies on the effect of the anion on ozone efficiency in acid solution. By far the most comprehensive work on this was reported by Foller and Tobias in papers published in 1981 and 1982 (Foller and Tobias 1981, 1982) and Thanos et al. (1984). Foller and Tobias found a linear relationship between ozone current efficiency in 2.0 M acid at 0 °C using β -PbO₂ anode and the “composite electronegativity” of the anions. The composite electronegativity was obtained by summing the tabulated electronegativities of the individual atoms of the anion.

The data were rationalized essentially in terms of a model similar to that elucidated above (see [10] – [17]), in which one of the active intermediates in the formation of O₃ is the adsorbed oxygen atom. Quite simply, anion and oxygen coverage are competitive, with the former determined by the electronegativity of the anion: the more electronegative the less adsorption takes place. Thus, at high anion coverage, the free energy of adsorption of O• is too low and the activation energy for $\text{O}^\bullet_{\text{a}} + \text{O}^\bullet_{\text{a}} \rightarrow \text{O}_2$ is so low that O₃ does not have time to form. Conversely, too little anion adsorption causes the O atoms to be bound too tightly.

However, the authors also commented that, due to the evolution of gas, the free energy of adsorption of the O atom would actually assume a broad range of values. An ideal anion coverage, specific for a particular electrolyte and anode material, would then produce the maximum possible ozone efficiency for that combination. Anions such as F[−] that are nonadsorbing may never show such a maximum in efficiency as “optimum” surface coverage is never reached. The authors also postulated that F[−] could inhibit the discharge of water (to O₂) by hydrogen bonding to the H atoms of water in the Inner Helmholtz Layer. Thanos et al. (1984) found that electrolysis using PbO₂/Ti anodes in a wide range of electrolytes gave essentially the same ozone current efficiency and hence concluded that the electrolyte did not participate in the ozone evolution reaction (although oxidizable anions such as chlorate did reduce ozone yields, as may be expected).

There does not appear to be any detailed later studies on the general effect of anion adsorption on electrochemical ozone generation in acid solution; studies in acid electrolyte focus primarily on the effect of F[−] or F-containing electrolytes e.g., (Babak et al. 1998; Chernik et al. 1997b; Da Silva et al. 2001, 2003a, 2003b; Kötzt and Stucki 1987; Potapova and Shestakova 1995; Santana et al. 2004). Da Silva and co-workers reiterate the postulate of Foller and Tobias that F[−] stabilizes the coverage of adsorbed oxygen atoms as well as inhibiting the oxygen evolution reaction (Da Silva et al. 2003a; Foller and Tobias 1982).

With respect to the effect of common acid electrolytes on ozone current efficiency, this appears, as expected, to depend upon the anode material, thus Franco et al. (2006), found

that the ozone current efficiency at a β -PbO₂ anode was 3.5% in 6.0 M HClO₄ compared to 2.9% in 3.0 M H₂SO₄. Similarly, Chernik and co-workers (1997a) observed higher current efficiencies for ozone generation at β -PbO₂ anodes in 2M HClO₄ compared to 2M H₂SO₄ at current densities up to 0.25 A cm^{−2}; e.g., 8% compared to 4% at ca. 0.19 A cm^{−2}. The authors attributed this to increased adsorption by HSO₄[−] compared to ClO₄[−] anions, resulting in decreased bonding energy, and hence amount, of O-containing species. Wang et al. (2005), observed a current efficiency of ca. 35% in 0.1 M H₂SO₄ and ca. 32% in 0.1 M HClO₄ at a Ni/Sb-SnO₂ anode. At −50 °C at a Pt anode, (Putnam et al., 1948), the current efficiency was ca. 20% in 30% HClO₄ and ca. 6% in 28% H₂SO₄. However, Kötzt and Stucki, observed a complex dependence of ozone efficiency at 1 A cm^{−2} when using 3.0 M HClO₄, H₂SO₄ and H₃PO₄ as a function of temperature (Kötzt and Stucki 1987). Ozone efficiency at fixed current density generally goes through a maximum as the concentration of the acid electrolyte is increased (Foller and Tobias 1982; Wang et al. 2005).

A number of studies have been reported using aqueous electrolytes at near neutral pH (Bader and Hoigné 1981; Chernik et al. 1997b; Cui et al. 2009; Feng et al. 1994; Martinez-Huitle and Brillas 2009; Michaud et al. 2000; Rau private communication, 2009; Tatapudi and Fenton 1994) with ozone current efficiencies of ca. 3–12%, including work using imitation tapwater, aimed at the potential application of electrochemical ozone generation in water treatment (Arihara et al. 2006; Kaneda et al. 2005). Feng et al. (1994) obtained ozone current efficiencies of 6% and ca. 14% using β -PbO₂ anodes without and with Fe doping, respectively, in pH 7.5 phosphate buffer at 10 °C. El-Shal et al. observed a maximum current efficiency of 7% at PbO₂ in pH 7 phosphate buffer (El-Shal et al. 1994). Kaneda and co-workers have studied anodes based on tantalum oxide in imitation tapwater, i.e., Millipore water containing added Na⁺, Ca²⁺, K⁺ and Mg²⁺ salts to a conductivity of 160 $\mu\text{S cm}^{-1}$ (Arihara et al. 2006; Kaneda et al. 2005). The authors observed a maximum ozone current efficiency of ca. 12%, comparable to that observed by Feng et al. (1994) using Fe-doped β -PbO₂. To date, there have been no attempts to discuss the implications of such high ozone efficiencies obtained in neutral solution.

Low temperatures are often employed in conjunction with fluorine-containing anions to obtain high ozone current efficiencies (Babak et al. 1994; Foller and Tobias 1982; Kötzt and Stucki 1987; Santana et al. 2005); as was stated above, this is generally believed to be due to the ability of small amounts of F[−] to raise the oxygen overpotential (Foller and Tobias 1982) and was first reported in 1950 by A. Hickling and S. Hill (1950), although it has also been postulated that F[−] stabilises the coverage of singlet oxygen at PbO₂, enhancing the production of O₃ (Da Silva et al. 2003a). Thus, PbO₂ at 0 °C typically exhibits current efficiencies of 10–12% in the absence of specialist anions, this increases up to ca. 20% in the presence of PF₆[−] at the same temperature (Foller and Tobias 1982). Foller and Kelsall reported a current efficiency of 45%

using glassy carbon electrodes at $-5\text{ }^{\circ}\text{C}$ in 62 wt% HBF_4 (Foller and Kelsall 1993); however, the high concentration of HBF_4 employed required that it was especially synthesized and also resulted in intermittent passivation of the electrode which could only be reversed by periodic switching to open circuit potential.

F^- -doping of PbO_2 anodes to inhibit O_2 evolution and hence improve ozone current efficiency has also been employed see, for example, the work by Amadelli et al. (1999), who obtained a maximum current efficiency of ca. 8% at $25\text{ }^{\circ}\text{C}$ in 1 M H_2SO_4 , using PbO_2 anodes formed by electrodeposition from solutions containing 0.01 M NaF. Higher F^- concentrations in the electrodeposition solution caused the ozone efficiency to decrease, reaching 1% at 40 mM NaF. The latter observation was interpreted by the authors as higher F^- -doping of PbO_2 facilitating the formation of persulfate ions at the expense of O_3 .

CONCLUSIONS

Although there is a generally accepted mechanism for electrochemical ozone generation, it is generic and does not take into account the wide variation in behavior observed across the range of ozone active anodes reported in the literature in terms of required current density, the requirement for a minimum current density or not, etc. In particular, the fact that the addition of a minute quantity of Ni to (essentially) ozone-inactive Sb-SnO₂ renders the latter significantly active and selective towards the electrochemical generation of ozone at low current densities strongly suggests that all ozone-active anodes are not the same. Furthermore, the “generic” mechanism remains largely unproven; not surprising given the obvious challenges associated with obtaining kinetic (or indeed any) information from electrodes vigorously evolving gas.

The early studies of electrochemical ozone generation were carried out at low temperatures in corrosive and, in some cases, expensive electrolytes and primarily using Pt anodes. Later, and to date, the favored anode material was PbO_2 in more conventional, acidic electrolytes, at temperatures around $0\text{ }^{\circ}\text{C}$. These materials require high current densities for high current efficiencies, typically ca. 1 A cm^{-2} .

It is clear that high ozone current efficiencies (around 20–50%) can be routinely obtained at certain anodes; for example, the activities and selectivities of BDD anodes can be high indeed, albeit at a high energy cost. Ni/Sb-SnO₂ anodes also show such high activities and selectivities but at much lower currents and cell voltages; the former is a disadvantage in terms of the amount of ozone generated per unit area of electrode, although the development of synthetic routes to particulate electrocatalysts that can be deposited directly onto Nafion (as is commonly employed in MEA's utilizing PbO_2) may well ameliorate this problem.

The new ozone anodes thus offer great promise for the electrochemical approach, and the advantages of the

electrochemical generation of ozone have been well-rehearsed in the literature (see, for example, (Christensen et al. 2009) and references therein). However, the ability to exploit probably the most useful advantage of electrochemical ozone generation, of direct injection into water as opposed to dissolving gas phase O_3 , remains elusive for two reasons. To inject ozone directly into water requires the use of MEA-based, zero gap cells; these naturally utilize either hydrogen-evolving or air breathing cathodes, and all currently employ Nafion as the polymer electrolyte membrane.

The latter essentially precludes the application of such cells in the treatment of ‘real’ or softened waters; Ca^{2+} and Mg^{2+} in the former essentially block the membrane, and Na^+ ions in the latter replace protons as the mobile species in the Nafion, move more slowly and increase resistance across the cell. This may be overcome by the development of membranes that can reject multiply charged cations; for example Trogadas et al. (2012), have reported that incorporating SiO_2 into Nafion slows down the crossover of V^{3+} and V^{4+} ions. However, the flooding of air-breathing cathodes appears to limit the current densities accessible to commercially nonviable values, while hydrogen-evolving cathodes will only be applicable for larger applications where the hydrogen can be utilized and is not a safety issue.

The stability of anodes such as PbO_2 was regarded as a problem (Wen and Chang 1993), as was that of BDD anodes (Panizza and Cerisola 2005) but the plethora of available commercial electrochemical ozone generation systems based on these materials seems to mitigate against this; however, the toxicity of lead continues to be a barrier to its application in potable water treatment. The stability of Ni/Sb-SnO₂ remains to be clarified.

Despite the problems, actual and perceived, associated with electrochemical ozone generation, devices based on the technology are at the pre-production stage and poised to penetrate particular, niche markets based around domestic applications such as surface cleaning (Kitaori et al. 2011) and in white goods, e.g., dishwashers (Brockman et al. 2012).

ACKNOWLEDGMENTS

KZ would like to thank Damascus University, Syria, for sponsorship and TY would like to thank Uludağ Üniversitesi for funding.

REFERENCES

- Amadelli, R., L. Armelao, A.B. Velichenko, N.V. Nikolenko, D.V. Girenko, S.V. Kovalyov, and F.I. Danilov. 1999. “Oxygen and Ozone Evolution at Fluoride Modified Lead Dioxide Electrodes.” *Electrochim. Acta* 45(4–5): 713–720.
- Amadelli R., A. De Battisti, D.V. Girenko, S.V. Kovalyov, and .B. Velichenko. 2000. “Electrochemical Oxidation of Trans-3, 4-Dihydroxycinnamic Acid at PbO_2 electrodes: Direct Electrolysis and Ozone Mediated Reactions Compared.” *Electrochim. Acta* 46(2–3): 341–347.

- Andrews, T., and P.G. Tait. 1860. "On the Volumetric Relations of Ozone, and the Action of the Electrical Discharge on Oxygen and Other Gases." *Phil Trans. Roy. Soc. Lond.* 150: 113–131.
- Arihara, K., C. Terashima, and A. Fujishima. 2006. "Application of Freestanding Perforated Diamond Electrodes for Efficient Ozone-Water Production." *Electrochem Solid State Lett.* 9(8): D17–D20.
- Arihara, K., C. Terashima, and A. Fujishima. 2007. "Electrochemical Production of High-Concentration Ozone-Water Using Freestanding Perforated Diamond Electrodes." *J Electrochem. Soc.* 154(4): E71–E75.
- Awad, M.I., and M.M. Saleh. 2010. "Electrochemical Generation of Ozone at PbO₂-Loaded Platinum Screens." *J. Solid State Electrochem.* 14(10): 1877–1883.
- Awad, M.I., S. Sata, K. Kaneda, M. Ikematsu, T. Okajima, and T. Ohsaka. 2006. "Ozone Electrogeneration at a High Current Efficiency Using a Tantalum Oxide-Platinum Composite Electrode." *Electrochem. Commun.* 8(8): 1263–1269.
- Babak, A.A., R. Amadelli, A. Debattisti, and V.N. Fateev. 1994. "Influence of Anions on Oxygen/Ozone Evolution on PbO₂/SPE and PbO₂/Ti Electrodes in Neutral pH Media." *Electrochim. Acta* 39(11–12): 1597–1602.
- Babak, A.A., V. N. Fateev, R. Amadelli, and G. F. Potapova. 1994. "Ozone Electrosynthesis in an Electrolyzer with Solid Polymer Electrolyte." *Russ. J. Electrochem.* 30(6): 814–816.
- Babak, A.A., R. Amadelli, and V.N. Fateev. 1998. "Effect of Perfluoro Compounds on Kinetics of the Oxygen and Ozone Formation at the Platinum Anode." *Russ. J. Electrochem.* 34(2): 166–169.
- Bader, H., and J. Hoigné. 1981. "Determination of Ozone in Water by Indigo Method." *Water Res.* 15(4): 449–456.
- Balej, J., and M. Thumova. 1974. "Rate of Ozone Formation under Conditions of Electrolytic Production of Peroxodisulfates." *Collect. Czech. Chem. Commun.* 39(12): 3409–3416.
- Bard, A.J., R. Parsons, and J. Jordan. 1985. *Standard Potentials in Aqueous Solution*. New York and Basel: International Union of Pure and Applied Chemistry. p. 321–339.
- Beaufils, Y., C. Comminellis and P. Bowen. 1999. "Preparation and Characterisation of Ti/IrO₂/Pb Electrodes for Ozone Production in a SPE Electrochemical Cell." *5th European Symposium on Electrochemical Engineering* 145: 191–200.
- Bockris, J. O'M. 1956. "Kinetics of Activation Controlled Consecutive Electrochemical Reactions: Anodic Evolution of Oxygen." *J. Chem. Phys.* 24(4): 817–827.
- Bockris, J.O'M. and A.K.N. Reddy. 1973. *Modern Electrochemistry*. Vol. 2. New York: Plenum, p. 1101–1103.
- Briner, E., R. Haefeli, and H. Paillard. 1937. "Sur la Production de L'ozone par L'électrolyse. Electrolyse à Basse Temperature." *Helv. Chim. Acta* 20(1): 1510–1523.
- Briner, E., and A. Yalda. 1942. "Recherches Théoriques et Expérimentales sur le Potentiel de L'électrode D'ozone." *Helv. Chim. Acta.* 25(6): 1188–1202.
- Brockman, I. M., S. J. Kuehl, and M. M. Senninger. 2012. "Ozone Generation Module." US Patent Application US 2012/0145198 A1 June 14, 2012.
- Cheng, S.A., and K.Y. Chan. 2004. "Electrolytic Generation of Ozone on an Antimony-Doped Tin Dioxide Coated Electrode." *Electrochem Solid State Lett.* 7(3): D4–D6.
- Chernik, A.A., V.B. Drozdovich, and I.M. Zharskii. 1997a. "Ozone Evolution at the Lead Dioxide Electrode in Sulfuric and Perchloric Acid Solutions." *Russ. J. Electrochem.* 33(3): 259–263.
- Chernik, A.A., V.B. Drozdovich, and I.M. Zharskii. 1997b. "Ozone Evolution at the Lead Dioxide Electrode in Highly Acid and Neutral Electrolyte: The Influence of Polarization and Fluoride Ions on the Process Kinetics." *Russ. J. Electrochem.* 33(3): 259–263.
- Christensen, P.A., and A. Imkum. 2011. "The Inhibition of Ozone Generation at Ni/Sb-SnO₂ Electrodes in High Concentrations of Dissolved O₃." *Ozone-Sci Eng.* 33(5): 389–395.
- Christensen, P.A., W.F. Lin, H. Christensen, A. Imkum, J.M. Jin, G. Li, and C.M. Dyson. 2009. "Room Temperature Electrochemical Generation of Ozone with 50% Current Efficiency in 0.5M Sulfuric Acid at Cell Voltages < 3V." *Ozone-Sci. Eng.* 31(4): 287–293.
- Christensen, P.A., K. Zakaria, and T.P. Curtis. 2012. "Structure and Activity of Ni - and Sb - Doped SnO₂ Ozone Anodes." *Ozone-Sci. Eng.* 34(1): 49–56.
- Cui, Y., Y. Wang, B. Wang, H. Zhou, K.-Y. Chan, and X.-Y. Li. 2009. "Electrochemical Generation of Ozone in a Membrane Electrode Assembly Cell with Convective Flow." *J Electrochem. Soc.* 156(4): E75–E80.
- Da Silva, L.M., L.A. De Faria, and J.F.C. Boodts. 2001. "Green Processes for Environmental Application. Electrochemical Ozone Production." *Pure Appl. Chem.* 73(12): 1871–1884.
- Da Silva, L.M., L.A. De Faria, and J.F.C. Boodts. 2003a. "Electrochemical Ozone Production: Influence of the Supporting Electrolyte on Kinetics and Current Efficiency." *Electrochim. Acta* 48(6): 699–709.
- Da Silva, L. M., D. V. Franco, L. A. De Faria, and J. F.C. Boodts. 2004. "Surface, Kinetics and Electrocatalytic Properties of Ti/ (IrO₂ + Ta₂O₅) Electrodes, Prepared Using Controlled Cooling Rate, for Ozone Production." *Electrochim. Acta* 49: 3977–3988.
- Da Silva, L.M., D.V. Franco, J.C. Forti, W.F. Jardim and J.F.C. Boodts. 2006. "Characterisation of a Laboratory Electrochemical Ozonation System and its Application in Advanced Oxidation Processes." *J. Appl. Electrochem.* 36(5): 523–530.
- Da Silva, L.M., D.V. Franco, L.G. Sousa and I.C. Goncalves. 2010. "Characterization of an Electrochemical Reactor for the Ozone Production In Electrolyte-Free Water." *J Appl. Electrochem.* 40(4): 855–864.
- Da Silva, L.M., and M.H.P. Santana. 2003b. "Electrochemistry and Green Chemical Processes: Electrochemical Ozone Production." *Quim. Nova* 26(6): 880–888.
- De Smedt, F., S. De Gendt, M.M. Heyns, and C. Vinckier. 2001. "The Application of Ozone in Semiconductor Cleaning Processes - The Solubility Issue." *J Electrochem. Soc.* 148(9): G487–G493.
- Eigeldinger, J., and H. Vogt. 2000. "The Bubble Coverage of Gas-Evolving Electrodes in a Flowing Electrolyte." *Electrochim. Acta* 45: 4449–4456.
- Eliasson, B., and U. Kogelschatz. 1986. "Electron-Impact Dissociation in Oxygen." *J. Phys B-Atomic Mol. Opt. Phys.* 19(8): 1241–1247.
- El-Shal, W., H. Khordagui, O. Elsebaie, F. Elsharkawi, and G.H. Sedahmed. 1994. "Electrochemical Generation of Ozone for Water-Treatment Using a Cell Operating under Natural-Convection." *Desalination* 99(1): 149–157.
- Feng, J.R., D.C. Johnson, S.N. Lowery, and J.J. Carey. 1994. "Electrocatalysis of anodic oxygen - transfer reactions - evolution of ozone." *J. Electrochem. Soc.* 141(10): 2708–2711.
- Fischer, F., and K. Bendixsohn. 1909. "Über die Ozonbildung an ruhenden Strichanoden." *Zeitschrift für anorganische Chemie* 61(1): 153–180.
- Fischer, F., and K. Massenez. 1907. "Über die Darstellung von Ozon durch Elektrolyse." *Zeitschrift für anorganische Chemie* 52(1): 202–218.
- Foller, P.C., and G.H. Kelsall. 1993. "Ozone generation Via the Electrolysis of Fluoboric Acid Using Glassy-Carbon Anodes and Air Depolarized Cathodes." *J Appl. Electrochem.* 23(10): 996–1010.
- Foller, P.C., and C.W. Tobia. 1981. "The Effect of Electrolyte Anion Adsorption on Current Efficiencies for the Evolution of Ozone." *J. Phys. Chem.* 85: 3238–3244.
- Foller, P.C., and C.W. Tobias. 1982. "The Mechanism of the Disintegration of Lead Dioxide Anodes under Conditions of Ozone Evolution in Strong Acid Electrolyte." *J. Electrochem. Soc.* 129(3): 567–570.
- Foller, P.C., and C.W. Tobias. 1982. "The Anodic Evolution of Ozone." *J Electrochem. Soc.* 129(3): 506–515.
- Franco, D.V., L.M. Da Silva, W.F. Jardim, and J.F.C. Boodts. 2006. "Influence of the Electrolyte Composition on the Kinetics of the Oxygen Evolution Reaction and Ozone Production Processes." *J Brazil. Chem. Soc.* 17(4): 746–757.
- Franco, D.V., W.F. Jardim, J.F.C. Boodts and L.M. Da Silva. 2008. "Electrochemical Ozone Production as an Environmentally Friendly Technology for Water Treatment." *Clean-Soil Air Water* 36(1): 34–44.

- Gordon, G., G.E. Pacey, W.J. Cooper, and R.G. Rice. 1988. "Current State-of-the-Art Measurements of Ozone in the Gas-Phase and in Solution." *Ozone-Sci. Eng.* 10(4): 353–365.
- Graves, J.E., D. Pletcher, R.L. Clarke, and F.C. Walsh. 1992. "The Electrochemistry of Magneli Phase Titanium - Oxide Ceramic Electrodes. 2. Ozone Generation at Ebonex and Ebonex Lead Dioxide Anodes." *J. Appl. Electrochem.* 22(3): 200–203.
- Hamann, C.H., A. Hammett, and W. Vielstich. 2007. *Electrochemistry*. Weinheim: Wiley-VCH. p. 162–179.
- Han, S.D., J.D. Kim, K.C. Singh, and R.S. Chaudhary. 2004. "Electrochemical Generation of Ozone Using Solid Polymer Electrolyte—State of the Art." *Ind. J. Chem.* 43A: 1599–1614.
- Han, S.D., J.D. Kim, K.S. Myung, R.K. Rana, and K.C. Singh. 2006. "Electrochemical Production of Ozone Using Water Electrolysis Cell of Solid Polymer Electrolyte (SPE)." *Ind. J. Chem. Technol.* 13(2): 156–161.
- Hickling, A. and S. Hill. 1950. "Oxygen Overvoltage Part III.—A Note on the Standard Potentials of the Hydroxyl Radical and Atomic Oxygen." *Trans. Faraday Soc.* 46: 557–559.
- Hoigné, J. and H. Bader. 1976. "Role of hydroxyl radical reactions in ozonation processes in aqueous - solution." *Water Res.* 10(5): 377–386.
- Holt, R.B., C.K. McLane, and O. Oldenberg. 1948. "Ultraviolet Absorption Spectrum of Hydrogen Peroxide." *J. Chem. Phys.* 16(3): 225–229.
- Kaneda, K., M. Ikematsu, K. Kitsuka, M. Iseki, H. Matsuura, T. Higuchi, T. Hattori, T. Tsukamoto, and M. Yasuda. 2006. "Si/TiO_x/Pt/TaO_x Electrodes Fabricated by Sputtering for Electrochemical Ozone Generation." *Jap. J. Appl. Phys. Pt. 1-Reg. Papers Brief Commun. Rev. Papers* 45(8A): 6417–6419.
- Kaneda, K., M. Ikematsu, Y. Koizumi, H. Minoshima, T. Rakuma, D. Takaoka, and M. Yasuda. 2005. "Ozone Generation by a TaO_x and Pt Composite Insulator-Coated Ti electrode." *Electrochem. Solid State Lett.* 8(6): J13–J16.
- Kapalka, A., G. Foti, and C. Comninellis. 2009. "The Importance of Electrode Material in Environmental Electrochemistry Formation And Reactivity of Free Hydroxyl Radicals on Boron-Doped Diamond Electrodes." *Electrochim. Acta* 54(7): 2018–2023.
- Katoh, M., Y. Nishiki, and S. Nakamatsu. 1992. "A Study on Electrochemical Ozone Generator Using Oxygen Gas Diffusion Cathode." *Meeting of the Journal Electrochemical Society*.
- Katoh, M., Y. Nishiki, and S. Nakamatsu. 1994. "Polymer Electrolyte - Type Electrochemical Ozone Generator with an Oxygen Cathode." *J. Appl. Electrochem.* 24(6): 489–494.
- Katsuki, N., E. Takahashi, M. Toyoda, T. Kurosu, M. Iida, S. Wakita, Y. Nishiki, and T. Shimamune. 1998. "Water Electrolysis Using Diamond Thin-Film Electrodes." *J. Electrochem. Soc.* 145(7): 2358–2362.
- Kilpatrick, M.L., C.C. Herrick, and M. Kilpatrick. 1956. "The Decomposition of Ozone in Aqueous Solution." *J. Am. Chem. Soc.* 78(9): 1784–1789.
- Kim, J., and G.V. Korshin. 2008. "Examination of in situ Generation of Hydroxyl Radicals and Ozone in a Flow-through Electrochemical Reactor." *Ozone-Sci. Eng.* 30(2): 113–119.
- Kitaori, M. Uno, Y. Nishiki, and T. Furuta. 2011. "Method of Sterilization and Electrolytic Water Ejecting Apparatus." US Patent US 7, 887, 679 B2, 15 Feb.
- Kitsuka, K., K. Kaneda, M. Ikematsu, M. Iseki, K. Mushiake, and T. Ohsaka. 2009. "Ex situ and in situ Characterization Studies of Spin-Coated TiO₂ Film Electrodes for the Electrochemical Ozone Production Process." *Electrochim. Acta* 55(1): 31–36.
- Kitsuka, K., K. Kaneda, M. Ikematsu, M. Iseki, K. Mushiake, and T. Ohsaka. 2010. "n-Type TiO₂ Thin Films for Electrochemical Ozone Production." *J. Electrochem. Soc.* 157(2): F30–F34.
- Kötz, E.R., and S. Stucki. 1987. "Ozone and Oxygen Evolution on PbO₂ Electrodes Acid - Solution." *J. Electroanal. Chem.* 228(1–2): 407–415.
- Kraft, A., M. Stadelmann, M. Wunsche, and M. Blaschke. 2006. "Electrochemical Ozone Production Anodes and a Solid Polymer Using Diamond Electrolyte." *Electrochem. Commun.* 8(5): 883–886.
- Larminie, J., and A. Dicks. 2003. *Fuel Cell Systems Explained*. Chichester: Wiley. p. 69–72.
- Lash, E.I., R.D. Hornbeck, G.L. Putnam, and E.D. Boleter. 1951. "Production of Ozone with Refrigerated Anodes." *J. Electrochem. Soc.* 98(4): 134–137.
- Levanov, A.V., I.V. Kuskov, E.E. Antipenko and V.V. Lunin. 2008. "The Solubility of Ozone in Aqueous Solutions of Sulfuric, Phosphoric, and Perchloric Acids." *Russ J. Phys. Chem.* A82(7): 1126–1131.
- Li, H., Y. Tang, Z. Wang, Z. Shi, S. Wu, D. Song, J. Zhang, K. Fatih, J. Zhang, H. Wang, Z. Liu, R. Abouatallah, and A. Mazza. 2008. "A Review Of Water Flooding Issues in the Proton Exchange Membrane Fuel Cell." *J. Power Sources* 178(1): 103–117.
- Marselli, B., J. Garcia-Gomez, P.A. Michaud, M.A. Rodrigo, and C. Comninellis. 2003. "Electrogeneration of Hydroxyl Radicals on Boron-Doped Diamond Electrodes." *J. Electrochem. Soc.* 150(3): D79–D83.
- Martinez-Huitile, C.A., and E. Brillas. 2009. "Decontamination of Wastewaters Containing Synthetic Organic Dyes by Electrochemical Methods: A General Review." *Appl. Catal. B-Environ.* 87(3–4): 105–145.
- Mazza, B., P. Pedferri, and G. Re. 1978. "Hydrodynamic Instabilities in Electrolytic Gas Evolution." *Electrochim. Acta* 23(2): 87–93.
- Meyer, C.P., C.M. Elsworth, and I.E. Galbally. 1991. "Water - Vapor Interference in the Measurement of Ozone in Ambient Air by Ultraviolet - Absorption." *Rev. Sci. Instrum.* 62(1): 223–228.
- Michaud, P.A., E. Mahe, W. Haenni, A. Perret, and C. Comninellis. 2000. "Preparation of Peroxodisulfuric Acid Using Boron-Doped Diamond Thin Film Electrodes." *Electrochem Solid State Lett.* 3(2): 77–79.
- Michaud, P.A., M. Panizza, L. Ouattara, T. Diaco, G. Foti, and C. Comninellis. 2003. "Electrochemical Oxidation of Water on Synthetic Boron-Doped Diamond Thin Film Anodes." *J. Appl. Electrochem.* 33(2): 151–154.
- Nemes, A., I. Fabian, and G. Gordon. 2000. "Experimental Aspects of Mechanistic Studies on Aqueous Ozone Decomposition in Alkaline Solution." *Ozone-Sci. Eng.* 22(3): 287–304.
- Nishiki, Y., N. Kitaori, and K. Nakamuro. 2011. "Performances of Small-Sized Generator of Ozone-Dissolved Water Using Boron-Doped Diamond Electrodes." *Ozone Sci. Eng.* 33(2): 114–120.
- Okada, F., and K. Naya. 2009. "Highly Efficient and Long-Lifetime Ozone Water Production System Realized Using a Felt Separator." *J. Electrochem. Soc.* 156(8): E125–E131.
- Okada, T., S. Moller-Holst, O. Gorseth, and S. Kjelstrup. 1998. "Transport and Equilibrium Properties of Nafion Membranes with H⁺ and Na⁺ Ions." *J. Electroanal. Chem.*, 442(1–2): 137–145.
- Oldham, K.B., and J.C. Myland. 1994. *Fundamentals of Electrochemical Science*. San Diego: Academic Press Incorporated. p. 167–176.
- Onda, K., T. Ohba, H. Kusunoki, S. Takezawa, D. Sunakawa, and T. Araki. 2005. "Improving Characteristics Of Ozone Water Production with Multilayer Electrodes and Operating Conditions in a Polymer Electrolyte Water Electrolysis Cell." *J. Electrochem. Soc.* 152(10): D177–D183.
- Panizza, M., and G. Cerisola. 2005. "Application of Diamond Electrodes to Electrochemical Processes." *Electrochim. Acta* 51(2): 191–199.
- Phibbs, M.K. and P.A. Giguere. 1951. "Hydrogen Peroxide and its Analogues. III. Absorption Spectrum of Hydrogen and Deuterium Peroxides in the Near Ultra-violet." *Can. J. Chem.* 29(6): 490–493.
- Potapova, G.F., and O.V. Shestakova. 1995. "Defining Specifications for Concentrated Ozone Production on Type SU-1 Modules." *Russ. J. Electrochem.* 31(7): 730–733.
- Pourbaix, M. 1974. *Atlas of Electrochemical Equilibria in Aqueous Solutions*. Cebalcor, Brussels: NACE International. p. 104–105.
- Putnam, G.L., R.W. Moulton, W.W. Fillmore, and L.H. Clark. 1948. "Electrolytic Ozone." *J. Electroanal. Chem.* 93(5): 211–221.
- Rakness, K., G. Gordon, B. Langlais, W. Masschelein, N. Matsumoto, Y. Richard, C.M. Robson, and I. Somiya. 1996. "Guideline for Measurement of Ozone Concentration in the Process Gas from an Ozone Generator." *Ozone-Sci Eng.* 18(3): 209–229.
- Rice, R.G., L. J. Bollyky, and W. J. Lacy (Eds.) 1986. *Analytical Aspects of Ozone - Water and Wastewater Treatment*. Chelsea, MI: Lewis Publishers.
- Rice, R.G. and A. Netzer, (Eds.). 1982. *Handbook of Ozone Technology and Applications*, Vol. 1. Ann Arbor, MI: Ann Arbor Science. Ch 4 - Status of Research on Ozone Generation by Electrolysis.

- Rubin, M.B. 2001. "The History of Ozone. The Schönbein. Period, 1839–1868." *Bull. Hist. Chem.*, 26(1): 40–56.
- Santana, M.H.P., L.M. Da Silva, A.C. Freitas, J.F.C. Boodts, K.C. Fernandes, and L.A. De Faria. 2009. "Application of Electrochemically Generated Ozone to the Discoloration and Degradation of Solutions Containing the Dye Reactive Orange 122." *J. Haz. Mater.* 164: 10–17.
- Santana, M.H.P., L.A. De Faria, and J.F.C. Boodts. 2004. "Investigation of the properties of Ti/[IrO₂-Nb₂O₅] Electrodes for Simultaneous Oxygen Evolution and Electrochemical Ozone Production, EOP." *Electrochim. Acta* 49(12): 1925–1935.
- Santana, M.H.P., L.A. De Faria, and J.F.C. Boodts. 2005. "Effect of Preparation Procedure of IrO₂-Nb₂O₅ Anodes on Surface and Electrocatalytic Properties." *J. Appl. Electrochem.* 35(9): 915–924.
- Sawyer, C.N., P.L. McCarty, and G.F. Parkin. 2002. *Chemistry for Environmental Engineering and Science*. Singapore: McGraw-Hill Science Engineering. p. 563–569.
- Schönbein, C.F. 1838–1840. "Lecture of 13 March 1839." *Bericht über die Verhandlungen der Naturforschenden Gesellschaft in Basel*, 4(58).
- Schönbein, C.F. 1840a. "On the Odour Accompanying Electricity and on the Probability of its Dependence on the Presence of a New Substance." *Philos. Mag. (III)* 17: 293–294.
- Schönbein, C.F. 1840b. "Recherches sur la nature de l'odeur, qui se manifeste dans certaines actions chimiques." *Seances Acad. Sci. Ser. C* 10: 706–710.
- Seader, J.D., and C.W. Tobias. 1952. "Ozone by Electrolysis of Sulfuric Acid." *Ind Eng. Chem.* 44(9): 2207–2211.
- Sehested, K., H. Corfitzen, J. Holcman, and E.J. Hart. 1998. "On the Mechanism of the Decomposition of Acidic O₃ Solutions, Thermally or H₂O₂-Initiated." *J. Phys. Chem. A* 102(16): 2667–2672.
- Seidel, A. 2006. *Kirk-Othmer Encyclopedia of Chemical Technology*. Hoboken, NJ: John Wiley & Sons, Inc. p. 768–822.
- Simmonds, K.J., M. Cookson, D.H. Lee, and N.C. Brown. 2009. "Spray dispenser." US 2009/0212132 A1 August 27, 2009.
- Stachelln, J., and J. Hoigné. 1985. "Decomposition of Ozone in Water in the Presence of Organic Solutes Acting as Promoters and Inhibitors of Radical Chain Reaction." *Environ Sci. Technol.* 19: 1206–1213.
- Stucki, S., H. Baumann, H.J. Christen, and R. Kötz. 1987. "Performance of a Pressurized Electrochemical Ozone Generator." *J. Appl. Electrochem.* 17(4): 773–778.
- Stucki, S., G. Theis, R. Kötz, H. Devantay, and H.J. Christen. 1985. "In situ Production of Ozone in Water Using a Membrel Electrolyzer." *J. Electrochem. Soc.* 132(2): 367–371.
- Tatapudi, P. and J.M. Fenton. 1993. "Synthesis of Ozone in Proton-Exchange Membrane Electrochemical Reactor." *J. Electrochem. Soc.* 140(12): 3527–3530.
- Tatapudi, P. and J.M. Fenton. 1994. "Simultaneous Synthesis of Ozone and Hydrogen-Peroxide in a Proton-Exchange-Membrane Electrochemical Reactor." *J. Electrochem. Soc.* 141(5): 1174–1178.
- Thanos, J.C., H.P. Fritz, and D.W. Wabner. 1984. "The Influences of the Electrolyte and the Physical Conditions on Ozone Production by the Electrolysis of Water." *J. Appl. Electrochem.* 14: 389–399.
- Thanos, J.C., and D.W. Wabner. 1985. "Elektrochemische abscheidung von sauerstoff und ozon an bleidioxid und platin-anoden in wässrigen elektrolyten mit ¹⁸O-markiertem wasser." *Electrochim. Acta* 30(6): 753–758.
- Trogadas, P., E. Pinot, and T.F. Fuller. 2012. "Composite, Solvent-Casted Nafion Membranes for Vanadium Redox Flow Batteries." *Electrochem. Solid State Lett.* 15(1): A5–A8.
- Valdes, T.I., and F. Moussy. 1999. "A Ferric Chloride Pre-Treatment to Prevent Calcification of Nafion Membrane Used for Implantable Biosensors." *Biosensors Bioelectron.* 14(6): 579–585.
- Velichenko, A.B., R. Amadelli, A. Benedetti, D.V. Girendko, S.V. Kovalyov, and I.I. Danilov. 2002. "Electrosynthesis and Physicochemical Properties of PbO₂ Films." *J. Electrochem. Soc.*, 149(9): C445–C449.
- Wabner, D., and C. Grambow. 1985. "Reactive Intermediates During Oxidation of Water at Lead Dioxide and Platinum-Electrodes." *J. Electroanal. Chem.*, 195(1): 95–108.
- Wang, Y.-H., S.A. Cheng, and K.-Y. Chan. 2006. "Synthesis of Ozone from Air via a Polymer-Electrolyte-Membrane Cell with a Doped Tin Oxide Anode." *Green Chem.* 8(6): 568–572.
- Wang, Y.-H., S.A. Cheng, K.-Y. Chan, and X.Y. Li. 2005. "Electrolytic Generation of Ozone on Antimony- and Nickel-Doped Tin Oxide Electrode." *J. Electrochem. Soc.* 152(11): D197–D200.
- Wei, J.J., Ch.M. Li, X.H. Gao, L.F. Hei, and F.X. Lvun. 2012. "The Influence of Boron Doping Level on Quality and Stability of Diamond Film on Ti Substrate." *Appl. Surf. Sci.* 258: 6909–6913.
- Wen, T.C., and C.C. Chang. 1993. "The Structural-Changes of PbO₂ Anodes During Ozone Evolution." *J. Electrochem. Soc.* 140(10): 2764–2770.

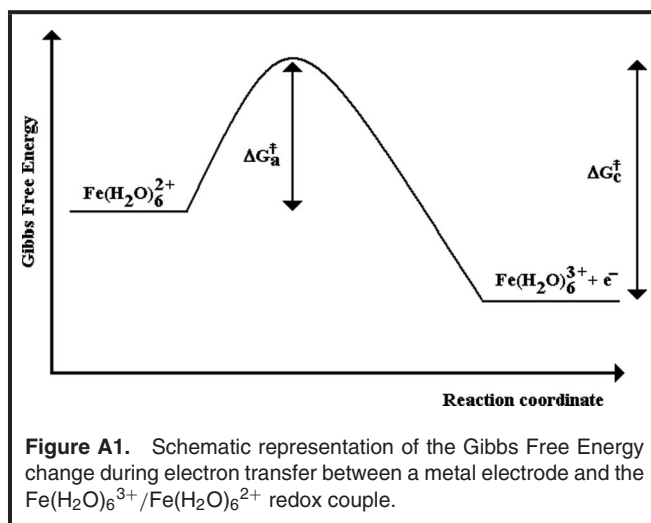
APPENDIX: AN OVERVIEW OF ELECTRODE KINETICS

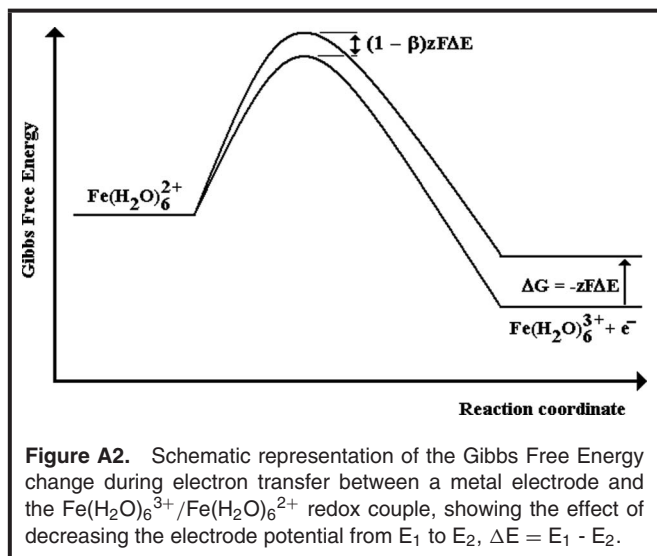
Consider aqueous Fe²⁺ and Fe³⁺ ions in equilibrium with an electrode at a potential E₁; the oxidation of Fe(H₂O)₆²⁺ and reduction of Fe(H₂O)₆³⁺ may be represented by (Hamann et al. 2007):



The equilibrium in Equation [A1] can be represented simplistically by Figure A1.

Electron transfer is postulated as taking place *via* an activated complex as shown. If the potential on the electrode is decreased from E₁ to E₂ (E₂ < E₁, i.e., ΔE is negative), only the Gibbs Free Energy of the electrons in the metal is affected, *so long as neither Fe(H₂O)₆³⁺ nor Fe(H₂O)₆²⁺ is adsorbed*, and this increases by ΔG = -zFΔE, where z is the number of electrons transferred (z = 1 in this case) and F is Faraday's constant = 96485 C mol⁻¹. Not all of the increase in free energy is reflected in the change in the free energy of the activated complex, since there is no change in the free energy of the Fe(H₂O)₆²⁺; the fractional change in ΔG is (1 - β), see Figure A2, where β is termed the asymmetry parameter, which reflects the fact that asymmetry in the position of the activated complex will be reflected in the magnitude of β and hence in





the fraction of ΔG by which the free energy of the activated complex changes. If the curve is symmetrical, $\beta = 0.5$, and this is often assumed. The current density (Amps cm^{-2}) of the forward (anodic) reaction is:

$$J_a = k_a [\text{Fe}(\text{H}_2\text{O})_6^{2+}] \exp(-\Delta G_a^\ddagger / RT) \quad [\text{A2}]$$

And that of the cathodic process:

$$J_c = k_c [\text{Fe}(\text{H}_2\text{O})_6^{3+}] \exp(-\Delta G_c^\ddagger / RT) \quad [\text{A3}]$$

Straightforward development of the model represented by Figures A1 and A2 (Hamann et al. 2007; Oldham and Myland 1994) leads to an expression for the net current density (i.e., anodic – cathodic), the Butler–Volmer equation:

$$j_{\text{net}} = j_0 [\exp\{(1 - \beta)f\eta\} - \exp\{-\beta f\eta\}] \quad [\text{A4}]$$

where j_0 is a constant, the exchange current density, $f = F/RT$ and η is the overpotential:

$$\eta = E - E_r \quad [\text{A5}]$$

i.e., the difference between the potential on the electrode and the potential where the net current is zero. The overpotential reflects the energy required over and above that dictated by thermodynamics to drive an electrochemical process at the required rate (current). The exchange current density is a measure of the facile nature of the anodic and cathodic processes; the higher j_0 , the more rapidly equilibrium will be established at low overpotential. At an anodic overpotential $|\eta| > RT/F$ (25.7 mV at 298 K), the second expression, the cathodic process, can be neglected in [A4], and j becomes:

$$j_{\text{net}} = j_0 \exp\{(1 - \beta)f\eta\} \quad [\text{A6}]$$

Taking logs and re-arranging:

$$\eta = \{2.303/(1 - \beta)f\} \cdot \log_{10} j_0 + \{2.303/(1 - \beta)f\} \cdot \log_{10} j \quad [\text{A7}]$$

or:

$$\eta = A + B \log_{10} j \quad [\text{A8}]$$

which is the Tafel equation. The value of the asymmetry parameter is obtained from the slope of a Tafel plot, and j_0 from the intercept. If $\beta = 0.5$, the slope = 118 mV.

Oldham and Myland (1994) take this (standard) Tafel analysis further to cover more complex, multistep electrochemical reactions having chemical as well as electrochemical steps, but involving, importantly, only solution species, while Hamann and co-workers (2007) extend the approach still further to encompass adsorbed species. Taking the case of two sequential reactions involving solution species:



Overall:



Equations [A9] – [A11] represent a general approach to multistep electrochemical reactions, in that the simultaneous transfer of two electrons is highly improbable, hence such multi-electron processes are regarded as combinations of one-electron transfers.

The kinetic treatment of [A9] and [A10] detailed here depends crucially upon the reactions achieving steady state, otherwise the derivation of simple kinetic rate laws such as Tafel equations would not be possible, as all the terms would be time-dependent. This means, in turn, that the mass transport of reactant to the electrode, and removal of products from the electrode, must be controlled through the use of, for example, rotating electrodes when acquiring data.

Often, Tafel analyses are carried out on data obtained using static electrodes; see, for example, (Da Silva et al. 2001, 2003a, 2003b; Franco et al. 2006, 2008; Kötzt and Stucki 1987; Santana et al. 2005), in which case, the mechanistic models derived from such studies should be addressed with care. To avoid problems associated with bubble formation and adherence to electrodes, it is normal practice to use rotating disc electrodes; on such electrodes the hydrodynamic conditions lead to rapid bubble removal and also to highly controlled material transport from solution (for the effect of hydrodynamic flow on bubble adherence see Eigeldinger and Vogt 2000).

If [A9] is the rate-determining step, it is found that the net current density is (Hamann et al. 2007):

$$J_{\text{net}} = Fk_a' [A] \exp\{(2-\beta_1)f\eta\} - k_c' [C] \exp\{-\beta_1 f\eta\} \quad [\text{A12}]$$

Where k_a' and k_c' are the anodic and cathodic rate constants. At sufficiently high anodic overpotentials that the cathodic term in [A12] is negligible, and assuming $\beta = 0.5$, gives a Tafel slope of 118 mV for the anodic reaction.

If [A10] is the rate determining step:

$$J_{\text{net}} = Fk_a' [A] \exp\{(2 - \beta_2)f\eta\} - k_c' [C] \exp\{-(1 + \beta_2)f\eta\} \quad [\text{A13}]$$

and the anodic Tafel slope will be 39 mV. As the overpotential is increased in this case, the concentration of B builds up such that the rate of [A10] no longer becomes rate limiting and [A9] becomes rate limiting, indicated by a switch from low Tafel slope to high.

The model summarized above becomes significantly more complicated if adsorbed species are involved, e.g., [A10] and [A11]. In general, adsorption at electrodes is modeled with an isotherm in which the molar enthalpy of adsorption is a function of coverage, typically the Temkin isotherm, which assumes that the enthalpy of adsorption at any coverage θ varies linearly with coverage:

$$\Delta H_\theta = \Delta H_0 + \gamma\theta \quad [\text{A14}]$$

Where γ is a constant and ΔH_0 molar enthalpy of adsorption when the coverage is sufficiently low for interaction between adsorbate species to be negligible compared to the interaction of these species with the surface itself. This then means that the Gibbs Free Energies of any adsorbed species will vary with coverage through the dependence of the internal energy on coverage; adsorption may then give rise to a variety of Tafel slopes.

In summary, Tafel analysis cannot be used to derive unique mechanisms from experimental data; it may be possible to demonstrate that a certain mechanism is consistent with the current/voltage data, but it can never be demonstrated that this is the only mechanism. For this reason, a plethora of in-situ spectroscopic techniques were developed from the 1980s (e.g., in-situ Infra Red spectroscopy) to provide essential molecular information about intermediates and products in electrochemical reactions and hence additional evidence to eliminate mechanisms that were otherwise consistent with the current/voltage data. Finally, there is a significant challenge in obtaining meaningful current/voltage data at high current densities involving vigorous gas evolution.